

# MOTORBANDEN

Productassortiment 2024






**KEEP ON RIDING**

mitas-moto.com     @mitasmoto

**Mitas**



# LEGEND

|   |                   |  |  |
|---|-------------------|--|--|
|    | Nieuw product     |    | Hogere belastingen   |
|    | Nieuwe maat       |    | Raceband / Raceband PRO                                    |
|    | Modder + sneeuw   |    | Stabiliteit in rechte lijn                                 |
|    | OEM               |    | Grip en controle bij extreme hellingshoeken                |
|    | Gran Turismo      |    | Snel en gemakkelijk sturen                                 |
|    | DOT               |    | Levensduur / duurzaamheid                                  |
|    | MHS               |    | Gebruik op circuit   |
|   | Beëindigde banden |   | Natte omstandigheden                                       |
|  | Mousse            |  | Weerstand tegen lekrijden                                  |
|  | Buis              |  | Winter   |
|  | Voor              |  | Bidirectionele achterband                                  |
|  | Achter            |  | Bandverwarmer  |
|  | Solorijder        | <b>TL*</b>   | Op een velg met binnenband (tube type) past een binnenband |



8 **SPORT TOURING**



TOURING FORCE

9 **RACING**



SPORT FORCE+RS

10 **SPORT**



SPORT FORCE+EV



SPORT FORCE+



MC-50

13 **CUSTOM**



CUSTOM FORCE

14 **STREET**



MC-32

14 **STREET**



MC-25 BOGART



MC-9



MC-7

17 **CLASSIC**



H-06



H-04



H-03



H-02



24 **ADVENTURE**



TOURING FORCE



TERRA FORCE-R



ENDURO TRAIL-ADV



MC 24



ENDURO TRAIL+



ENDURO TRAIL



MC 23  
ROCKRIDER

24 **ADVENTURE**




ENDURO TRAIL  
-XT



ENDURO TRAIL  
-XT+

38 **RALLY**



ENDURO TRAIL-RALLY

40 **ADVENTURE CLASSIC**




E-05



E-06



45 **ENDURO FIM**



TERRA FORCE-EF



TERRA FORCE-  
EF PRO



TERRA FORCE-  
EF 2 SM

47 **ENDURO**



TERRA FORCE-EX SM



TERRA FORCE-EX MH



TERRA FORCE-EX XT



47 **ENDURO**



TERRA FORCE-EX HT



ENDURO HYBRID



STONE KING



TERRA FORCE-MX SAND 2

52 **MOTOCROSS**



TERRA FORCE-MX SAND



TERRA FORCE-MX SM



TERRA FORCE-MX MH

56 **PITCROSS**



TERRA FORCE-MX MH

57 **TRIAL**



TRIAL

58 **SPEEDWAY**




SPEEDWAY

59 **FLAT TRACK**



FLAT TRACK



60 **SCOOTER**



TOURING FORCE-SC



MC-20 MONSUM



MC-17



MC-19

66 **WINTER**



MC-32 WIN SCOOT



MC-35 S-RACER 2.0

68 **RACING**



MC-34



MC-20 MONSUM

71 **CLASSIC**



MC-12

71 **CLASSIC**



MC-22 ELEGANCE



B-13



S-05



B-14



MC-5

74 **MOPED**



B-8



B-7



B-4



B-3



MC-11



MC-2



MC-51 MEDITERRA



M-02




80 **TUBES**



82 **MOUSSE**



88 **UITLOPEND** (BESCHIKBAAR TOTDAT DE VOORRAAD OP IS)

A scenic view of a road winding through a lush green landscape. In the background, a stone wall made of irregular grey and brown stones runs across the frame. The foreground shows a paved road curving to the right, with a metal guardrail on the left side. The scene is bathed in bright, natural light, creating a vibrant and inviting atmosphere.

*Experience the journey, breathe in the freedom. Allow yourself to wander as sometimes the unexpected detours turn out to be the most captivating roads one can take.*





# TOURING FORCE



- Ontworpen voor allround prestaties en veiligheid op alle soorten verharde wegen.
- Multi Compound Technology (MCTT) voor een langere levensduur en een hoog silicagehalte voor optimale grip op zowel droog als nat wegdek.
- Aanbevolen voor motorfietsen van de typen Super Sports, Sports Naked, Sports Touring, Maxi-scooters en Dual-Purpose Adventure Touring.

## KOUDE BANDENSPANNING

| bar / psi |                    | <br>1000cc →       | <br>→ 1000cc       | <br>→ 650cc        | <br>→ 400cc        |
|-----------|--------------------|--------------------|--------------------|--------------------|--------------------|
|           | 2.6 bar / 37.7 psi | 2.6 bar / 37.7 psi | 2.5 bar / 36.3 psi | 2.3 bar / 33.4 psi | 2.2 bar / 31.9 psi |
|           | 2.9 bar / 42.1 psi | 2.9 bar / 42.1 psi | 2.7 bar / 39.2 psi | 2.5 bar / 36.3 psi | 2.4 bar / 34.8 psi |

| Inch          | Code     | Bandenmaat | LI/SS | Type (TL/TT) | Velgbreedte meten | Toegestaan bereik velgbreedte | Afmetingen band E.T.R.T.O. (mm) |                 |                 |                 |
|---------------|----------|------------|-------|--------------|-------------------|-------------------------------|---------------------------------|-----------------|-----------------|-----------------|
|               |          |            |       |              |                   |                               | Ontwerp                         |                 | Max. in gebruik |                 |
|               |          |            |       |              |                   |                               | Secitie-breedte                 | Totale diameter | Totale breedte  | Totale diameter |
| <b>VOOR</b>   |          |            |       |              |                   |                               |                                 |                 |                 |                 |
| 15            | 70001097 | 120/70R15  | 56V   | TL           | 3.50              | 3.50-3.75                     | 122                             | 549             | 131             | 561             |
| 17            | 70000087 | 120/60ZR17 | (55W) | TL           | 3.50              | 3.50-3.75                     | 122                             | 576             | 131             | 586             |
| 17            | 70000088 | 120/70ZR17 | (58W) | TL           | 3.50              | 3.50-3.75                     | 122                             | 600             | 131             | 612             |
| <b>ACHTER</b> |          |            |       |              |                   |                               |                                 |                 |                 |                 |
| 15            | 70001099 | 160/60R15  | 67V   | TL           | 4.50              | 4.25-5.00                     | 161                             | 573             | 172             | 587             |
| 17            | 70000089 | 160/60ZR17 | (69W) | TL           | 4.50              | 4.25-5.00                     | 161                             | 624             | 172             | 638             |
| 17            | 70000090 | 180/55ZR17 | (73W) | TL           | 5.50              | 5.50-6.00                     | 178                             | 630             | 190             | 644             |
| 17            | 70000091 | 190/50ZR17 | (73W) | TL           | 6.00              | 5.50-6.00                     | 190                             | 622             | 203             | 636             |
| 17            | 70000092 | 190/55ZR17 | (75W) | TL           | 6.00              | 5.50-6.00                     | 190                             | 642             | 203             | 656             |





RACING



# SPORT FORCE+RS



●●●●○



●●●●●



●●●●●



●●●●○



●●●●●



●●●○●



50min @ 80°C



- Ontworpen voor racecircuits, klaar voor gebruik op de openbare weg.
- De Racing Soft compound zorgt voor optimale grip bij extreme hellingshoeken bij een gebruikstemperatuur van 80°C.
- Getest door Randy Krummenacher om ongelooflijke rondetijden te leveren op Super Sports- en Sport Naked motorfietsen.

## ROAD

## TRACK

SPORT FORCE+

SPORT FORCE+EV

SPORT FORCE+RS

| KOUDE BANDENSPANNING |                    |                    |                    |                    |                    |                                 | WARMER BANDENSPANNING           |
|----------------------|--------------------|--------------------|--------------------|--------------------|--------------------|---------------------------------|---------------------------------|
| bar / psi            |                    |                    |                    |                    |                    |                                 |                                 |
|                      |                    | 1000cc →           | → 1000cc           | → 650cc            | → 400cc            |                                 |                                 |
|                      | 2.5 bar / 36.3 psi | 2.5 bar / 36.3 psi | 2.4 bar / 34.8 psi | 2.3 bar / 33.4 psi | 2.1 bar / 30.5 psi | 1.9 - 2.2 bar / 27.6 - 31.9 psi | 2.1 - 2.4 bar / 30.5 - 34.8 psi |
|                      | 2.6 bar / 37.7 psi | 2.6 bar / 37.7 psi | 2.5 bar / 36.3 psi | 2.4 bar / 34.8 psi | 2.3 bar / 33.4 psi | 1.3 - 1.6 bar / 18.9 - 23.2 psi | 1.6 - 1.9 bar / 23.2 - 27.6 psi |

| Inch          | Code     | Bandenmaat | LI/SS | Type (TL/TT) | Velgbreedte meten | Toegestaan bereik velgbreedte | Afmetingen band E.T.R.T.O. (mm) |                 |                 |                 |
|---------------|----------|------------|-------|--------------|-------------------|-------------------------------|---------------------------------|-----------------|-----------------|-----------------|
|               |          |            |       |              |                   |                               | Ontwerp                         |                 | Max. in gebruik |                 |
|               |          |            |       |              |                   |                               | Secctie-breedte                 | Totale diameter | Totale breedte  | Totale diameter |
| <b>VOOR</b>   |          |            |       |              |                   |                               |                                 |                 |                 |                 |
| 17            | 70000003 | 110/70ZR17 | (54W) | TL           | 3.00              | 3.00-3.50                     | 110                             | 586             | 118             | 596             |
| 17            | 70001045 | 120/70ZR17 | (58W) | TL           | 3.50              | 3.50-3.75                     | 122                             | 600             | 131             | 612             |
| <b>ACHTER</b> |          |            |       |              |                   |                               |                                 |                 |                 |                 |
| 17            | 70000004 | 140/70ZR17 | 66W   | TL           | 3.75              | 3.75-4.50                     | 139                             | 628             | 149             | 642             |
| 17            | 70000005 | 150/60ZR17 | (66W) | TL           | 4.25              | 4.00-4.50                     | 151                             | 612             | 162             | 624             |
| 17            | 70001046 | 180/55ZR17 | (73W) | TL           | 5.50              | 5.50-6.00                     | 178                             | 630             | 190             | 644             |
| 17            | 70001296 | 180/60ZR17 | (75W) | TL           | 5.00              | 5.00-5.50                     | 180                             | 648             | 193             | 664             |
| 17            | 70001047 | 190/55ZR17 | (75W) | TL           | 6.00              | 5.50-6.00                     | 190                             | 642             | 203             | 656             |
| 17            | 70001297 | 200/55ZR17 | (78W) | TL           | 6.25              | 6.00-6.50                     | 200                             | 652             | 214             | 668             |

2024

2024



SPORT

# SPORT FORCE+EV



50min @ 80°C












- Ontworpen voor de openbare weg, klaar voor gebruik op het circuit.
- Multi Compound Technology (MCTT) voor verbeterde tractie bij hoge bedrijfstemperaturen en optimale grip bij extreme hellingshoeken.
- Aanbevolen voor motorfietsen van de typen Super Sports, Sports Naked en Sport Touring.

**ROAD****TRACK**

SPORT FORCE+

SPORT FORCE+EV

SPORT FORCE+RS

| KOUDE BANDENSPIJNING   |   |   |   |  |   |   | WARME BANDENSPIJNING  |
|--|---|---|---|--|---|---|---|
| bar / psi  |  | <br>1000cc → | <br>→ 1000cc | <br>→ 650cc | <br>→ 400cc |  |  |
|  2.5 bar / 36.3 psi | 2.5 bar / 36.3 psi  | 2.4 bar / 34.8 psi  | 2.3 bar / 33.4 psi  | 2.1 bar / 30.5 psi   | 2.0 - 2.3 bar / 29 - 33.4 psi   | 2.2 - 2.5 bar / 31.9 - 36.3 psi   |   |
|  2.6 bar / 37.7 psi | 2.6 bar / 37.7 psi  | 2.5 bar / 36.3 psi  | 2.4 bar / 34.8 psi  | 2.3 bar / 33.4 psi   | 1.7 - 2.0 bar / 24.7 - 29 psi   | 2.0 - 2.3 bar / 29 - 33.4 psi   |   |

| Inch          | Code     | Bandenmaat | LI/SS | Type (TL/TT) | Velgbreedte meten | Toegestaan bereik velgbreedte | Afmetingen band E.T.R.T.O. (mm) |                 |                 |                 |
|---------------|----------|------------|-------|--------------|-------------------|-------------------------------|---------------------------------|-----------------|-----------------|-----------------|
|               |          |            |       |              |                   |                               | Ontwerp                         |                 | Max. in gebruik |                 |
|               |          |            |       |              |                   |                               | Sectie-breedte                  | Totale diameter | Totale breedte  | Totale diameter |
| <b>VOOR</b>   |          |            |       |              |                   |                               |                                 |                 |                 |                 |
| 17            | 70000078 | 120/70ZR17 | (58W) | TL           | 3.50              | 3.50-3.75                     | 122                             | 600             | 131             | 612             |
| <b>ACHTER</b> |          |            |       |              |                   |                               |                                 |                 |                 |                 |
| 17            | 70000079 | 160/60ZR17 | (69W) | TL           | 4.50              | 4.25-5.00                     | 161                             | 624             | 172             | 638             |
| 17            | 70000080 | 180/55ZR17 | (73W) | TL           | 5.50              | 5.50-6.00                     | 178                             | 630             | 190             | 644             |
| 17            | 70001056 | 180/60ZR17 | (75W) | TL           | 5.00              | 5.00-5.50                     | 180                             | 648             | 193             | 664             |
| 17            | 70000081 | 190/50ZR17 | (73W) | TL           | 6.00              | 5.50-6.00                     | 190                             | 622             | 203             | 636             |
| 17            | 70000082 | 190/55ZR17 | (75W) | TL           | 6.00              | 5.50-6.00                     | 190                             | 642             | 203             | 656             |
| 17            | 70001057 | 200/55ZR17 | (78W) | TL           | 6.25              | 6.00-6.50                     | 200                             | 652             | 214             | 668             |



SPORT

# SPORT FORCE+



- Ontworpen als een veilige en voorspelbare keuze voor dagelijks gebruik op verharde wegen.
- De speciale compound is ontworpen om extreem snel de optimale gebruikstemperatuur te bereiken.
- Aanbevolen voor motorfietsen van de typen Super Sports, Sports Naked en Street Naked.

**ROAD****TRACK**

SPORT FORCE+

SPORT FORCE+EV

SPORT FORCE+RS

**KOUDE BANDENSPANNING**

| bar / psi | 1000cc →           | → 1000cc           | → 650cc            | → 400cc            |
|-----------|--------------------|--------------------|--------------------|--------------------|
|           | 2.6 bar / 37.7 psi | 2.6 bar / 37.7 psi | 2.5 bar / 36.3 psi | 2.3 bar / 33.4 psi |
|           | 2.9 bar / 42.1 psi | 2.9 bar / 42.1 psi | 2.7 bar / 39.2 psi | 2.5 bar / 36.3 psi |

| Inch          | Code     | Bandenmaat | LI/SS | Type (TL/TT) | Velgbreedte meten | Toegestaan bereik velgbreedte | Afmetingen band E.T.R.T.O. (mm) |                 |                 |                 | Buisoptie 1 |  |
|---------------|----------|------------|-------|--------------|-------------------|-------------------------------|---------------------------------|-----------------|-----------------|-----------------|-------------|--|
|               |          |            |       |              |                   |                               | Ontwerp                         |                 | Max. in gebruik |                 |             |  |
|               |          |            |       |              |                   |                               | Secitie-breedte                 | Totale diameter | Totale breedte  | Totale diameter |             |  |
| <b>VOOR</b>   |          |            |       |              |                   |                               |                                 |                 |                 |                 |             |  |
| 17            | 70001251 | 100/80-17  | 52S   | TL/TT        | 2.50              | 2.15-2.75                     | 101                             | 592             | 111             | 604             | 70001340    |  |
| 17            | 70001231 | 110/70-17  | 54H   | TL/TT        | 3.00              | 3.00-3.50                     | 110                             | 586             | 118             | 596             | 70001336    |  |
| 17            | 70000068 | 110/70ZR17 | (54W) | TL           | 3.00              | 3.00-3.50                     | 110                             | 586             | 118             | 596             |             |  |
| 17            | 70000069 | 120/60ZR17 | (55W) | TL           | 3.50              | 3.50-3.75                     | 122                             | 576             | 131             | 586             |             |  |
| 17            | 70000070 | 120/65ZR17 | (56W) | TL           | 3.50              | 3.50-3.75                     | 122                             | 588             | 131             | 598             |             |  |
| 17            | 70000071 | 120/70ZR17 | (58W) | TL           | 3.50              | 3.50-3.75                     | 122                             | 600             | 131             | 612             |             |  |
| <b>ACHTER</b> |          |            |       |              |                   |                               |                                 |                 |                 |                 |             |  |
| 17            | 70001250 | 130/70-17  | 62S   | TL/TT        | 3.50              | 3.00-4.00                     | 129                             | 614             | 142             | 626             | 70001338    |  |
| 17            | 70001234 | 140/70-17  | 66H   | TL/TT        | 3.75              | 3.75-4.50                     | 139                             | 628             | 149             | 642             | 70001338    |  |
| 17            | 70000072 | 140/70ZR17 | 66W   | TL           | 3.75              | 3.75-4.50                     | 139                             | 628             | 149             | 642             |             |  |
| 17            | 70001254 | 150/60-17  | 66H   | TL/TT        | 4.25              | 4.00-4.50                     | 151                             | 612             | 162             | 624             | 70001338    |  |
| 17            | 70000073 | 150/60ZR17 | (66W) | TL           | 4.25              | 4.00-4.50                     | 151                             | 612             | 162             | 624             |             |  |
| 17            | 70000074 | 160/60ZR17 | (69W) | TL           | 4.50              | 4.25-5.00                     | 161                             | 624             | 172             | 638             |             |  |
| 17            | 70000075 | 180/55ZR17 | (73W) | TL           | 5.50              | 5.50-6.00                     | 178                             | 630             | 190             | 644             |             |  |
| 17            | 70000076 | 190/50ZR17 | (73W) | TL           | 6.00              | 5.50-6.00                     | 190                             | 622             | 203             | 636             |             |  |
| 17            | 70000077 | 190/55ZR17 | (75W) | TL           | 6.00              | 5.50-6.00                     | 190                             | 642             | 203             | 656             |             |  |



# MC-60



- Ontworpen als een veilige en voorspelbare keuze voor dagelijks gebruik op verharde wegen.
- De speciale compound is ontworpen om extreem snel de optimale gebruikstemperatuur te bereiken.
- Aanbevolen voor Retro- en Street Naked-motoren.

| Inch          | Code     | Bandenmaat | LI/SS | Type (TL/TT) | Velgbreedte meten | Toegestaan bereik velgbreedte | Afmetingen band E.T.R.T.O. (mm) |                 |                 |                 | Buisoptie 1 | Buisoptie 2 |
|---------------|----------|------------|-------|--------------|-------------------|-------------------------------|---------------------------------|-----------------|-----------------|-----------------|-------------|-------------|
|               |          |            |       |              |                   |                               | Ontwerp                         |                 | Max. in gebruik |                 |             |             |
|               |          |            |       |              |                   |                               | Sectie-breedte                  | Totale diameter | Totale breedte  | Totale diameter |             |             |
| <b>VOOR</b>   |          |            |       |              |                   |                               |                                 |                 |                 |                 |             |             |
| 17            | 70000058 | 80/100-17  | 46S   | TL*          | 1.85              | 1.60-2.15                     | 80                              | 592             | 88              | 604             | 70001340    | 70001334    |
| 17            | 70000047 | 100/80-17  | 52H   | TL*          | 2.50              | 2.15-2.75                     | 101                             | 592             | 111             | 604             | 70001336    | 70001335    |
| 17            | 70000048 | 100/90-17  | 55S   | TL*          | 2.50              | 2.15-2.75                     | 101                             | 612             | 111             | 634             | 70001335    |             |
| 17            | 70000051 | 110/70-17  | 54H   | TL*          | 3.00              | 2.50-3.50                     | 110                             | 586             | 121             | 596             | 70001336    |             |
| 17            | 70000052 | 110/80-17  | 57H   | TL*          | 2.50              | 2.15-3.00                     | 109                             | 608             | 120             | 620             | 70001336    |             |
| 18            | 70000049 | 100/90-18  | 56H   | TL*          | 2.50              | 2.15-2.75                     | 101                             | 637             | 111             | 649             | 70001346    |             |
| 19            | 70000050 | 100/90-19  | 57H   | TL*          | 2.50              | 2.15-2.75                     | 101                             | 663             | 111             | 675             | 70001351    | 70001352    |
| <b>ACHTER</b> |          |            |       |              |                   |                               |                                 |                 |                 |                 |             |             |
| 17            | 70000054 | 130/70-17  | 62H   | TL*          | 3.50              | 3.00-4.00                     | 129                             | 614             | 142             | 626             | 70001337    |             |
| 17            | 70000055 | 130/80-17  | 65H   | TL*          | 3.00              | 2.50-3.50                     | 129                             | 640             | 142             | 654             | 70001337    |             |
| 17            | 70000056 | 140/70-17  | 66H   | TL*          | 3.75              | 3.50-4.50                     | 139                             | 628             | 153             | 642             | 70001337    |             |
| 17            | 70000057 | 140/80-17  | 69H   | TL*          | 3.50              | 2.75-3.75                     | 142                             | 656             | 156             | 672             | 70001337    |             |
| 18            | 70000053 | 120/90-18  | 65H   | TL*          | 2.75              | 2.50-3.00                     | 119                             | 673             | 131             | 689             | 70001343    | 70001344    |





CUSTOM

# CUSTOM FORCE



- Ontworpen om veilig en voorspelbaar te zijn, voor elke dag cruisen met een uniek bandenprofiel.
- De speciale compound ontworpen voor een langere levensduur en optimale grip op zowel een droog als een nat wegdek.
- Aanbevolen voor Classic Cruiser- en Power Cruiser-motorfietsen.

| Inch          | Code     | Bandenmaat           | L/S | Type (TL/TT) | Veigbreedte meten | Toegestaan bereik veigbreedte | Afmetingen band E.T.R.T.O. (mm) |                 |                 |                 | Buisoptie 1 | Buisoptie 2 |
|---------------|----------|----------------------|-----|--------------|-------------------|-------------------------------|---------------------------------|-----------------|-----------------|-----------------|-------------|-------------|
|               |          |                      |     |              |                   |                               | Ontwerp                         |                 | Max. in gebruik |                 |             |             |
|               |          |                      |     |              |                   |                               | Sectiebreedte                   | Totale diameter | Totale breedte  | Totale diameter |             |             |
| <b>VOOR</b>   |          |                      |     |              |                   |                               |                                 |                 |                 |                 |             |             |
| 16            | 70000032 | 130/90B16 (MT90 B16) | 73H | TL*          | 3.00              | 2.50-3.50                     | 129                             | 640             | 142             | 656             | 70001332    |             |
| 16            | 70000031 | 130/90-16 (MT90-16)  | 67H | TL*          | 3.00              | 2.50-3.50                     | 129                             | 640             | 142             | 656             | 70001332    |             |
| 19            | 70000030 | 100/90-19            | 57H | TL*          | 2.50              | 2.15-2.75                     | 101                             | 663             | 111             | 675             | 70001351    | 70001352    |
| 21            | 70000036 | 80/90-21 (MH90-21)   | 54H | TL*          | 1.85              | 1.60-2.15                     | 80                              | 677             | 88              | 687             | 70001356    | 70001355    |
| <b>ACHTER</b> |          |                      |     |              |                   |                               |                                 |                 |                 |                 |             |             |
| 15            | 70000035 | 170/80B15            | 77H | TL*          | 4.00              | 3.00-4.50                     | 170                             | 653             | 187             | 673             | 70001360    |             |
| 16            | 70000033 | 130/90B16 (MT90 B16) | 73H | TL*          | 3.00              | 2.50-3.50                     | 129                             | 640             | 142             | 656             | 70001332    |             |
| 16            | 70000034 | 150/80B16 (MV85 B16) | 77H | TL*          | 3.50              | 3.00-4.25                     | 150                             | 646             | 165             | 662             |             |             |





# MC-32



- Ontworpen met een M+S (Modder & Sneeuw) patroon om veilig en voorspelbaar te zijn tijdens winterse wegomstandigheden.
- De speciale, duurzame compound is ontworpen om te presteren in wegomstandigheden op de openbare weg en op onverharde wegen.
- Maten beschikbaar voor standaard motorfietsen.
- OE: TANGO SCRAMBLER 2022, VALENTI SCRAMBLER S01 2023

| Inch   | Code     | Bandenmaat | LI/SS | Type (TL/TT) | Velgbreedte meten | Toegestaan bereik velgbreedte | Afmetingen band E.T.R.T.O. (mm) |                 |                 |                 | Buisoptie 1 | Buisoptie 2 |
|--------|----------|------------|-------|--------------|-------------------|-------------------------------|---------------------------------|-----------------|-----------------|-----------------|-------------|-------------|
|        |          |            |       |              |                   |                               | Ontwerp                         |                 | Max. in gebruik |                 |             |             |
|        |          |            |       |              |                   |                               | Sectie-breedte                  | Totale diameter | Totale breedte  | Totale diameter |             |             |
| VOOR   |          |            |       |              |                   |                               |                                 |                 |                 |                 |             |             |
| 17     | 70000085 | 100/80-17  | 52R   | TL*          | 2.50              | 2.15-2.75                     | 101                             | 592             | 111             | 604             | 70001336    | 70001335    |
| ACHTER |          |            |       |              |                   |                               |                                 |                 |                 |                 |             |             |
| 17     | 70000086 | 130/70-17  | 62R   | TL*          | 3.50              | 3.00-4.00                     | 129                             | 614             | 142             | 626             | 70001337    |             |

# MC-32



- Ontworpen met een M+S (Modder & Sneeuw) patroon om veilig en voorspelbaar te zijn, zelfs in off-road omstandigheden.
- De koudebestendige compound is ontworpen voor meer tractie en optimale grip bij lage temperaturen.
- Geschikt voor het monteren van noppen.

| Inch   | Code     | Bandenmaat | LI/SS | Type (TL/TT) | Velgbreedte meten | Toegestaan bereik velgbreedte | Afmetingen band E.T.R.T.O. (mm) |                 |                 |                 | Buisoptie 1 | Buisoptie 2 |
|--------|----------|------------|-------|--------------|-------------------|-------------------------------|---------------------------------|-----------------|-----------------|-----------------|-------------|-------------|
|        |          |            |       |              |                   |                               | Ontwerp                         |                 | Max. in gebruik |                 |             |             |
|        |          |            |       |              |                   |                               | Sectie-breedte                  | Totale diameter | Totale breedte  | Totale diameter |             |             |
| SIPES  |          |            |       |              |                   |                               |                                 |                 |                 |                 |             |             |
| VOOR   |          |            |       |              |                   |                               |                                 |                 |                 |                 |             |             |
| 17     | 70000093 | 100/80-17  | 52R   | TL*          | 2.50              | 2.15-2.75                     | 101                             | 592             | 111             | 604             | 70001336    | 70001335    |
| ACHTER |          |            |       |              |                   |                               |                                 |                 |                 |                 |             |             |
| 17     | 70000095 | 130/70-17  | 62R   | TL*          | 3.50              | 3.00-4.00                     | 129                             | 614             | 142             | 626             | 70001337    |             |



STREET



# MC-25 BOGART



- Ontworpen als een veilige en voorspelbare keuze voor het dagelijks motorrijden op verharde wegen.
- De speciale compound is ontworpen om snel zijn optimale gebruikstemperatuur te bereiken.
- Aanbevolen voor SuperMoto- en sportmotoren met minder cc.
- MC-25 BOGART wordt geleidelijk vervangen door STREET FORCE.
- OE: MRT 50 SM PRO 2022, RIEJU MRT 50 SM 2022, MRT 125 SM 2022, NUUK URBAN 6 2022

| Inch               | Code     | Bandenmaat | LI/SS | Type (TL/TT) | Velgbreedte meten | Toegestaan bereik velgbreedte | Afmetingen band E.T.R.T.O. (mm) |                 |                 |                 | Buisoptie 1 | Buisoptie 2 |
|--------------------|----------|------------|-------|--------------|-------------------|-------------------------------|---------------------------------|-----------------|-----------------|-----------------|-------------|-------------|
|                    |          |            |       |              |                   |                               | Ontwerp                         |                 | Max. in gebruik |                 |             |             |
|                    |          |            |       |              |                   |                               | Sectie-breedte                  | Totale diameter | Totale breedte  | Totale diameter |             |             |
| <b>VOOR/ACHTER</b> |          |            |       |              |                   |                               |                                 |                 |                 |                 |             |             |
| 17                 | 70000046 | 80/90-17   | 44R   | TL*          | 1.85              | 1.60-2.15                     | 80                              | 576             | 88              | 586             | 70001340    | 70001334    |
| <b>VOOR</b>        |          |            |       |              |                   |                               |                                 |                 |                 |                 |             |             |
| 17                 | 70000043 | 100/80-17  | 52S   | TL*          | 2.50              | 2.15-2.75                     | 101                             | 592             | 111             | 604             | 70001336    | 70001335    |
| 17                 | 70000042 | 100/80-17  | 52R   | TL*          | 2.50              | 2.15-2.75                     | 101                             | 592             | 111             | 604             | 70001336    | 70001335    |
| <b>ACHTER</b>      |          |            |       |              |                   |                               |                                 |                 |                 |                 |             |             |
| 17                 | 70000045 | 130/70-17  | 62S   | TL*          | 3.50              | 3.00-4.00                     | 129                             | 614             | 142             | 626             | 70001337    |             |
| 17                 | 70000044 | 130/70-17  | 62R   | TL*          | 3.50              | 3.00-4.00                     | 129                             | 614             | 142             | 626             | 70001337    |             |

# MC-9



- Ontworpen als een veilige en voorspelbare keuze voor het dagelijks motorrijden op verharde wegen.
- De speciale, duurzame compound is ontworpen om te presteren in alle stedelijke omstandigheden.
- Aanbevolen voor klassieke motorfietsen

| Inch          | Code     | Bandenmaat | LI/SS | Type (TL/TT) | Velgbreedte meten | Toegestaan bereik velgbreedte | Afmetingen band E.T.R.T.O. (mm) |                 |                 |                 | Buisoptie 1 | Buisoptie 2 |
|---------------|----------|------------|-------|--------------|-------------------|-------------------------------|---------------------------------|-----------------|-----------------|-----------------|-------------|-------------|
|               |          |            |       |              |                   |                               | Ontwerp                         |                 | Max. in gebruik |                 |             |             |
|               |          |            |       |              |                   |                               | Sectie-breedte                  | Totale diameter | Totale breedte  | Totale diameter |             |             |
| <b>ACHTER</b> |          |            |       |              |                   |                               |                                 |                 |                 |                 |             |             |
| 16            | 70000006 | 90/90-16   | 48P   | TL*          | 2.15              | 1.85-2.50                     | 90                              | 568             | 99              | 580             | 70001327    | 70001331    |



# MG-7



- Ontworpen als een veilige en voorspelbare keuze voor cruisen en woon-werkverkeer.
- De speciale compound is ontworpen voor een langere levensduur en optimale grip op zowel droog als nat wegdek.
- Aanbevolen voor Custom en Sport Classic-motorfietsen met minder cc.

| Inch               | Code     | Bandenmaat | LI/SS | Type (TL/TT) | Veelgbreedte meten | Toegestaan bereik veelgbreedte | Afmetingen band E.T.R.T.O. (mm) |                 |                 |                 | Buisoptie 1 | Buisoptie 2 |
|--------------------|----------|------------|-------|--------------|--------------------|--------------------------------|---------------------------------|-----------------|-----------------|-----------------|-------------|-------------|
|                    |          |            |       |              |                    |                                | Ontwerp                         |                 | Max. in gebruik |                 |             |             |
|                    |          |            |       |              |                    |                                | Sectie-breedte                  | Totale diameter | Totale breedte  | Totale diameter |             |             |
| <b>VOOR/ACHTER</b> |          |            |       |              |                    |                                |                                 |                 |                 |                 |             |             |
| 16                 | 70000059 | 120/90-16  | 63P   | TL*          | 2.75               | 2.50-3.00                      | 119                             | 622             | 131             | 638             |             |             |
| 18                 | 70000066 | 90/90-18   | 51R   | TL/TT        | 2.15               | 1.85-2.50                      | 90                              | 619             | 99              | 631             | 70001346    | 70001347    |
| 18                 | 70000062 | 2.75-18    | 42P   | TT           | 1.85               | 1.40-1.85                      | 75                              | 613             | 86              | 625             | 70001347    |             |
| 18                 | 70000064 | 3.25-18    | 52P   | TL*          | 2.15               | 1.85-2.50                      | 89                              | 639             | 102             | 651             | 70001347    | 70001346    |
| 18                 | 70000065 | 3.50-18    | 56P   | TL/TT        | 2.15               | 2.15-2.50                      | 93                              | 649             | 107             | 663             | 70001346    |             |
| <b>VOOR</b>        |          |            |       |              |                    |                                |                                 |                 |                 |                 |             |             |
| 16                 | 70000067 | 110/90-16  | 59P   | TL/TT        | 2.50               | 2.15-3.00                      | 109                             | 604             | 120             | 616             | 70001332    |             |
| <b>ACHTER</b>      |          |            |       |              |                    |                                |                                 |                 |                 |                 |             |             |
| 15                 | 70000060 | 130/90-15  | 66R   | TL*          | 3.00               | 2.50-3.50                      | 129                             | 615             | 142             | 631             |             |             |
| 15                 | 70000061 | 140/90-15  | 70R   | TL*          | 3.50               | 2.75-3.75                      | 142                             | 633             | 156             | 651             |             |             |

# REINFORCED

|                    |          |         |     |     |      |           |    |     |    |     |          |  |
|--------------------|----------|---------|-----|-----|------|-----------|----|-----|----|-----|----------|--|
| <b>VOOR/ACHTER</b> |          |         |     |     |      |           |    |     |    |     |          |  |
| 18                 | 70001255 | 3.00-18 | 52S | TL* | 1.85 | 1.60-2.15 | 80 | 627 | 86 | 639 | 70001347 |  |





CLASSIC

# H-06



●●●●○



- Ontworpen als een veilige en dynamische keuze voor een comfortabele rit op verharde wegen
- Veelzijdig loopvlakpatroon ontworpen voor optimale grip en een langere levensduur
- Aanbevolen voor klassieke motorfietsen

| Inch               | Code     | Bandenmaat          | LI/SS | Type (TL/TT) | Veelgbreedte meten | Toegestaan bereik veelgbreedte | Afmetingen band E.T.R.T.O. (mm) |                 |                 |                 | Buisoptie 1 | Buisoptie 2 |
|--------------------|----------|---------------------|-------|--------------|--------------------|--------------------------------|---------------------------------|-----------------|-----------------|-----------------|-------------|-------------|
|                    |          |                     |       |              |                    |                                | Ontwerp                         |                 | Max. in gebruik |                 |             |             |
|                    |          |                     |       |              |                    |                                | Sectie-breedte                  | Totale diameter | Totale breedte  | Totale diameter |             |             |
| <b>VOOR/ACHTER</b> |          |                     |       |              |                    |                                |                                 |                 |                 |                 |             |             |
| 16                 | 70000910 | 2.75-16 (2 3/4-16)  | 46P   | TT           | 1.85               | 1.40-1.85                      | 75                              | 562             | 81              | 574             | 70001328    |             |
| 16                 | 70000914 | 3.25-16 (3 1/4-16)  | 55P   | TT           | 2.15               | 1.85-2.50                      | 89                              | 588             | 96              | 600             | 70001327    | 70001332    |
| 18                 | 70000915 | 3.25-18 (90/100-18) | 59P   | TT           | 2.15               | 1.85-2.50                      | 89                              | 639             | 96              | 651             | 70001347    | 70001346    |
| 18                 | 70000918 | 3.50-18             | 62P   | TT           | 2.15               | 2.15-2.50                      | 93                              | 649             | 100             | 663             | 70001346    |             |
| 19                 | 70000912 | 2.75-19 (80/100-19) | 43P   | TT           | 1.85               | 1.40-1.85                      | 75                              | 639             | 81              | 651             | 70001353    |             |
| 19                 | 70000913 | 3.00-19             | 49P   | TT           | 1.85               | 1.60-2.15                      | 80                              | 653             | 86              | 665             | 70001351    |             |
| 19                 | 70000916 | 3.25-19 (90/110-19) | 54P   | TT           | 2.15               | 1.85-2.50                      | 89                              | 665             | 96              | 677             | 70001351    |             |
| <b>ACHTER</b>      |          |                     |       |              |                    |                                |                                 |                 |                 |                 |             |             |
| 18                 | 70000919 | 4.00-18             | 64S   | TT           | 2.50               | 2.15-3.00                      | 108                             | 671             | 117             | 685             | 70001349    | 70001345    |

## REINFORCED

| <b>VOOR/ACHTER</b> |          |         |     |    |      |           |    |     |     |     |          |  |
|--------------------|----------|---------|-----|----|------|-----------|----|-----|-----|-----|----------|--|
| 16                 | 70000917 | 3.50-16 | 58P | TT | 2.15 | 2.15-2.50 | 93 | 598 | 100 | 612 | 70001327 |  |
| 18                 | 70000911 | 2.75-18 | 48P | TT | 1.85 | 1.40-1.85 | 75 | 613 | 81  | 625 | 70001347 |  |





# H-04



- Ontworpen als een veilige en voorspelbare keuze voor het dagelijks motorrijden op verharde wegen.
- De speciale compound is ontworpen voor stabiliteit en de beste grip
- Aanbevolen voor klassieke motorfietsen

| Inch        | Code     | Bandenmaat          | LI/SS | Type (TL/TT) | Veelgbreedte meten | Toegestaan bereik veelgbreedte | Afmetingen band E.T.R.T.O. (mm) |                 |                 |                 | Buisoptie 1 | Buisoptie 2 |
|-------------|----------|---------------------|-------|--------------|--------------------|--------------------------------|---------------------------------|-----------------|-----------------|-----------------|-------------|-------------|
|             |          |                     |       |              |                    |                                | Ontwerp                         |                 | Max. in gebruik |                 |             |             |
|             |          |                     |       |              |                    |                                | Sectie-breedte                  | Totale diameter | Totale breedte  | Totale diameter |             |             |
| VOOR/ACHTER |          |                     |       |              |                    |                                |                                 |                 |                 |                 |             |             |
| 16          | 70000908 | 2.50-16 (70/100-16) | 41P   | TT           | 1.50               | 1.35-1.60                      | 64                              | 542             | 70              | 554             | 70001328    | 70001329    |
| 18          | 70000909 | 3.25-18             | 59P   | TT           | 2.15               | 1.85-2.50                      | 89                              | 639             | 96              | 651             | 70001347    | 70001346    |

# H-03



- Ontworpen om een veilige en betrouwbare keuze te zijn voor het dagelijks motorrijden op verharde wegen
- De speciale compound is ontworpen voor stabiliteit en optimale grip
- Aanbevolen voor klassieke motorfietsen

| Inch        | Code     | Bandenmaat          | LI/SS | Type (TL/TT) | Veelgbreedte meten | Toegestaan bereik veelgbreedte | Afmetingen band E.T.R.T.O. (mm) |                 |                 |                 | Buisoptie 1 | Buisoptie 2 |
|-------------|----------|---------------------|-------|--------------|--------------------|--------------------------------|---------------------------------|-----------------|-----------------|-----------------|-------------|-------------|
|             |          |                     |       |              |                    |                                | Ontwerp                         |                 | Max. in gebruik |                 |             |             |
|             |          |                     |       |              |                    |                                | Sectie-breedte                  | Totale diameter | Totale breedte  | Totale diameter |             |             |
| VOOR/ACHTER |          |                     |       |              |                    |                                |                                 |                 |                 |                 |             |             |
| 18          | 70000904 | 2.75-18             | 48P   | TT           | 1.85               | 1.40-1.85                      | 75                              | 613             | 81              | 625             | 70001347    |             |
| 18          | 70000905 | 3.00-18             | 52P   | TT           | 1.85               | 1.60-2.15                      | 80                              | 627             | 86              | 639             | 70001347    |             |
| 18          | 70000906 | 3.25-18 (90/100-18) | 59P   | TT           | 2.15               | 1.85-2.50                      | 89                              | 639             | 96              | 651             | 70001347    | 70001346    |
| 18          | 70000907 | 3.50-18             | 62P   | TT           | 2.15               | 2.15-2.50                      | 93                              | 649             | 100             | 663             | 70001346    |             |



# H-02




- Ontworpen om een veilige en betrouwbare keuze te zijn voor het dagelijks motorrijden op verharde wegen
- Het veelzijdig loopvlakpatroon is ontworpen voor uitstekende grip op natte en droge wegen
- Aanbevolen voor klassieke motorfietsen en beschikbaar in SUPER SIDE-versie voor zijspannen

| Inch               | Code     | Bandenmaat | LI/SS | Type (TL/TT) | Veelgbreedte meten | Toegestaan bereik veelgbreedte | Afmetingen band E.T.R.T.O. (mm) |                 |                 |                 | Buisoptie 1 |
|--------------------|----------|------------|-------|--------------|--------------------|--------------------------------|---------------------------------|-----------------|-----------------|-----------------|-------------|
|                    |          |            |       |              |                    |                                | Ontwerp                         |                 | Max. in gebruik |                 |             |
|                    |          |            |       |              |                    |                                | Sectie-breedte                  | Totale diameter | Totale breedte  | Totale diameter |             |
| <b>VOOR/ACHTER</b> |          |            |       |              |                    |                                |                                 |                 |                 |                 |             |
| 19                 | 70000899 | 2.50-19    | 41P   | TT           | 1.50               | 1.35-1.60                      | 64                              | 619             | 70              | 631             | 70001353    |
| 19                 | 70000900 | 3.00-19    | 57P   | TT           | 1.85               | 2.15-2.50                      | 80                              | 653             | 86              | 665             | 70001351    |
| 19                 | 70000901 | 3.50-19    | 63P   | TT           | 2.15               | 2.15-2.50                      | 93                              | 675             | 100             | 689             | 70001351    |
| 19                 | 70000903 | 4.00-19    | 71P   | TT           | 2.50               | 2.15-3.00                      | 108                             | 697             | 117             | 711             | 70001351    |

## SUPER SIDE

|                    |          |         |     |    |      |           |     |     |     |     |          |
|--------------------|----------|---------|-----|----|------|-----------|-----|-----|-----|-----|----------|
| <b>VOOR/ACHTER</b> |          |         |     |    |      |           |     |     |     |     |          |
| 19                 | 70000902 | 4.00-19 | 71P | TT | 2.50 | 2.15-3.00 | 108 | 697 | 117 | 711 | 70001351 |





*A rush of adrenaline, the heart beats faster, enchanting trails and endless adventures. Fuel your soul and grant yourself the chance to venture the world.*





**ON**

**OFF**

|                           |                                 | ON                 | OFF |
|---------------------------|---------------------------------|--------------------|-----|
|                           | TOURING FORCE                   | 100                |     |
|                           | TERRA FORCE-R                   | 90                 | 10  |
|                           | ENDURO TRAIL-ADV                | 70                 | 30  |
|                           | MC-24                           | 70                 | 30  |
| ⊘ E-07+ ENDURO TRAIL      | → <b>NEW</b> ENDURO TRAIL+      | 60                 | 40  |
| ⊘ E-07 ENDURO             | → <b>NEW</b> ENDURO TRAIL       | 50                 | 50  |
|                           | MC-23 ROCKRIDER                 | 40                 | 60  |
| ⊘ E-10 ENDURO             | → <b>2024</b> ENDURO TRAIL-XT   | 30                 | 70  |
| ⊘ E-09 ENDURO             | → <b>NEW</b> ENDURO TRAIL-XT+   | 20                 | 80  |
| ⊘ E-12 & E-13 & C17 & C21 | → <b>NEW</b> ENDURO TRAIL-RALLY | <b>COMPETITION</b> |     |



## DAKAR

Band met een sterker karkas en hogere lekbestendigheid. Geschikt voor hogere belastingen, langere avontuurlijke tochten en extreme omstandigheden.





TRAIL

# TOURING FORCE

## 100 ON 0



- Ontworpen voor allround-prestaties en veiligheid op alle soorten verharde wegen.
- Multi Compound Technology (MCTT) voor een langere levensduur en een hoog silicagehalte voor optimale grip op zowel droog als nat wegdek.
- Aanbevolen voor motorfietsen van de typen Super Sports, Sports Naked, Sports Touring, Maxi-scooters en Dual-Purpose Adventure Touring.

| Inch          | Code     | Bandenmaat | LISS  | Type (TL/TT) | Velgbreedte meten | Toegestaan bereik velgbreedte | Afmetingen band E.T.R.T.O. (mm) |                 |                 |                 |
|---------------|----------|------------|-------|--------------|-------------------|-------------------------------|---------------------------------|-----------------|-----------------|-----------------|
|               |          |            |       |              |                   |                               | Ontwerp                         |                 | Max. in gebruik |                 |
|               |          |            |       |              |                   |                               | Sectie-breedte                  | Totale diameter | Totale breedte  | Totale diameter |
| <b>VOOR</b>   |          |            |       |              |                   |                               |                                 |                 |                 |                 |
| 19            | 70000531 | 110/80ZR19 | (59W) | TL           | 2.50              | 2.50-3.00                     | 109                             | 659             | 117             | 671             |
| 19            | 70000533 | 120/70ZR19 | (60W) | TL           | 3.50              | 3.00-3.75                     | 122                             | 651             | 131             | 663             |
| <b>ACHTER</b> |          |            |       |              |                   |                               |                                 |                 |                 |                 |
| 17            | 70000534 | 150/70ZR17 | (69W) | TL           | 4.25              | 4.00-4.50                     | 151                             | 642             | 162             | 656             |
| 17            | 70000535 | 170/60ZR17 | (72W) | TL           | 4.50              | 4.50-5.50                     | 168                             | 636             | 180             | 650             |







TRAIL

# TERRA FORCE-R

**90 ON OFF 10**

- Geassocieerd voor 90% gebruik op de weg en ontworpen voor allround prestaties en vertrouwen op verharde en grindwegen.
- Multi Compound Technology (MCTT) in combinatie met een functioneel loopvlakpatroon bieden uitstekende grip op natte en droge wegen
- Aanbevolen voor Dual-Purpose Adventure Touring-motorfietsen.
- OE: KTM 1290 SUPER ADVENTURE S 2021

| Inch          | Code     | Bandenmaat         | LI/SS | Type (TL/TT) | Velgbreedte meten | Toegestaan bereik velgbreedte | Afmetingen band E.T.R.T.O. (mm) |                 |                 |                 | Buisoptie 1 | Buisoptie 2 |
|---------------|----------|--------------------|-------|--------------|-------------------|-------------------------------|---------------------------------|-----------------|-----------------|-----------------|-------------|-------------|
|               |          |                    |       |              |                   |                               | Ontwerp                         |                 | Max. in gebruik |                 |             |             |
|               |          |                    |       |              |                   |                               | Sectie-breedte                  | Totale diameter | Totale breedte  | Totale diameter |             |             |
| <b>VOOR</b>   |          |                    |       |              |                   |                               |                                 |                 |                 |                 |             |             |
| 19            | 70000520 | 100/90-19          | 57H   | TL*          | 2.50              | 2.15-2.75                     | 101                             | 663             | 111             | 675             | 70001351    | 70001352    |
| 19            | 70000523 | 110/80R19          | 59V   | TL           | 2.50              | 2.50-3.00                     | 109                             | 659             | 117             | 671             |             |             |
| 19            | 70000524 | 120/70ZR19         | 60W   | TL           | 3.50              | 3.00-3.75                     | 122                             | 651             | 131             | 663             |             |             |
| 21            | 70000529 | 90/90-21 (3.00-21) | 54H   | TL/TT        | 2.15              | 1.85-2.50                     | 90                              | 695             | 99              | 707             | 70001356    | 70001355    |
| 21            | 70000530 | 90/90-21 (3.00-21) | 54V   | TL/TT        | 2.15              | 1.85-2.50                     | 90                              | 695             | 99              | 707             | 70001356    | 70001355    |
| <b>ACHTER</b> |          |                    |       |              |                   |                               |                                 |                 |                 |                 |             |             |
| 17            | 70000521 | 120/90-17          | 64H   | TL*          | 2.75              | 2.50-3.00                     | 119                             | 648             | 131             | 664             | 70001337    |             |
| 17            | 70000522 | 130/80-17          | 65H   | TL*          | 3.00              | 2.50-3.50                     | 129                             | 640             | 142             | 654             | 70001337    |             |
| 17            | 70000525 | 140/80R17          | 69V   | TL           | 3.50              | 3.50-3.75                     | 142                             | 656             | 152             | 672             |             |             |
| 17            | 70000526 | 150/70R17          | 69V   | TL           | 4.25              | 4.00-4.50                     | 151                             | 642             | 162             | 656             |             |             |
| 17            | 70000528 | 170/60ZR17         | 72W   | TL           | 4.50              | 4.50-5.50                     | 168                             | 636             | 180             | 650             |             |             |
| 18            | 70000527 | 150/70R18          | 70V   | TL/TT        | 4.25              | 4.00-4.50                     | 151                             | 667             | 162             | 681             | 70001345    |             |



TRAIL

# ENDURO TRAIL-ADV

70 ON OFF 30



- Geclassificeerd voor 70% gebruik op de weg en ontworpen voor allround prestaties en vertrouwen op verharde en onverharde wegen.
- Multi-compound loopvlaktechnologie met een longitudinaal patroon zorgt voor ultieme grip en duurzaamheid in ON/OFF.
- Aanbevolen voor Dual-Purpose Adventure Touring-motorfietsen.

\*Mitas ENDURO TRAIL-ADV wordt niet verkocht in de volgende landen:  
Frankrijk, VK, Italië, Duitsland, VS, China, Thailand en Indonesië.

| Inch          | Code     | Bandenmaat         | LI/SS | Type (TL/TT) | Velgbreedte meten | Toegestaan bereik velgbreedte | Afmetingen band E.T.R.T.O. (mm) |                 |                 |                 | Buisoptie 1 |
|---------------|----------|--------------------|-------|--------------|-------------------|-------------------------------|---------------------------------|-----------------|-----------------|-----------------|-------------|
|               |          |                    |       |              |                   |                               | Ontwerp                         |                 | Max. in gebruik |                 |             |
|               |          |                    |       |              |                   |                               | Sectie-breedte                  | Totale diameter | Totale breedte  | Totale diameter |             |
| <b>VOOR</b>   |          |                    |       |              |                   |                               |                                 |                 |                 |                 |             |
| 19            | 70001201 | 110/80R19          | 59V   | TL/TT        | 2.50              | 2.50-3.00                     | 109                             | 659             | 117             | 671             | 70001351    |
| 19            | 70001096 | 120/70ZR19         | 60W   | TL/TT        | 3.50              | 3.00-3.75                     | 122                             | 651             | 131             | 663             | 70001350    |
| 21            | 70001202 | 90/90-21 (3.00-21) | 54V   | TL/TT        | 2.15              | 1.85-2.50                     | 90                              | 695             | 99              | 707             | 70001356    |
| <b>ACHTER</b> |          |                    |       |              |                   |                               |                                 |                 |                 |                 |             |
| 17            | 70001199 | 150/70R17          | 69V   | TL/TT        | 4.25              | 4.00-4.50                     | 151                             | 642             | 162             | 656             | 70001337    |
| 17            | 70001095 | 170/60ZR17         | 72W   | TL/TT        | 4.50              | 4.50-5.50                     | 168                             | 636             | 180             | 650             | 70001337    |
| 18            | 70001200 | 150/70R18          | 70V   | TL/TT        | 4.25              | 4.00-4.50                     | 151                             | 667             | 162             | 681             | 70001345    |





TRAIL

# MC-24

70 ON OFF 30



●●●●○



●●●●○



●●●●○



●●●●○



●●●●○



●●●●○



●●●●○



- Geassocieerd voor 70% gebruik op de weg en ontworpen voor allround prestaties en vertrouwen op verharde en onverharde wegen.
- Heavy-Duty compound gecombineerd met een diep gekruist patroon zorgen voor tractie en voorspelbare prestaties in ON/OFF.
- Aanbevolen voor Dual-Purpose Adventure Touring-motorfietsen.

| Inch          | Code     | Bandenmaat         | LI/SS | Type (TL/TT) | Velgbreedte meten | Toegestaan bereik velgbreedte | Afmetingen band E.T.R.T.O. (mm) |                 |                 |                 | Buisoptie 1 | Buisoptie 2 |
|---------------|----------|--------------------|-------|--------------|-------------------|-------------------------------|---------------------------------|-----------------|-----------------|-----------------|-------------|-------------|
|               |          |                    |       |              |                   |                               | Ontwerp                         |                 | Max. in gebruik |                 |             |             |
|               |          |                    |       |              |                   |                               | Sectie-breedte                  | Totale diameter | Totale breedte  | Totale diameter |             |             |
| <b>VOOR</b>   |          |                    |       |              |                   |                               |                                 |                 |                 |                 |             |             |
| 19            | 70000538 | 100/90-19          | 57S   | TL*          | 2.50              | 2.15-2.75                     | 101                             | 663             | 111             | 675             | 70001351    | 70001352    |
| 21            | 70000542 | 90/90-21 (3.00-21) | 54S   | TT           | 2.15              | 1.85-2.50                     | 90                              | 695             | 99              | 707             | 70001356    | 70001355    |
| <b>ACHTER</b> |          |                    |       |              |                   |                               |                                 |                 |                 |                 |             |             |
| 17            | 70000540 | 120/90-17          | 64S   | TL*          | 2.75              | 2.50-3.00                     | 119                             | 648             | 131             | 664             | 70001337    |             |
| 17            | 70000541 | 130/80-17          | 65S   | TL*          | 3.00              | 2.50-3.50                     | 129                             | 640             | 142             | 654             | 70001337    |             |
| 18            | 70000539 | 120/80-18          | 62S   | TT           | 2.75              | 2.50-3.00                     | 119                             | 649             | 131             | 633             | 70001346    | 70001345    |





TRAIL

# ENDURO TRAIL+

60 ON OFF 40



●●●●○



●●●●○



●●●●○



●●●●○



●●●●○



●●●●○



●●●●○



- Geassocieerd als M+S voor 60% gebruik op de weg en ontworpen voor allround prestaties en vertrouwen op verharde wegen en grindwegen.
- Het strijdlustige big block chevron loopvlakpatroon geeft hem uitstekende grip, stabiliteit en stabiliteit in bochten, zelfs in natte omstandigheden. Bepaalde maten zijn ook verkrijgbaar in de DAKAR-versie (Ultra Heavy-Duty), ontworpen voor een langere levensduur.
- Aanbevolen voor alle Dual-Purpose Adventure Touring-motorfietsen.
- OE: KTM 890 ADVENTURE R 2023, CCM MAVERICK 2023

| Inch          | Code     | Bandenmaat         | LI/SS | Type (TL/TT) | Velgbreedte meten | Toegestaan bereik velgbreedte | Afmetingen band E.T.R.T.O. (mm) |                 |                 |                 | Buisoptie 1 | Buisoptie 2 |
|---------------|----------|--------------------|-------|--------------|-------------------|-------------------------------|---------------------------------|-----------------|-----------------|-----------------|-------------|-------------|
|               |          |                    |       |              |                   |                               | Ontwerp                         |                 | Max. in gebruik |                 |             |             |
|               |          |                    |       |              |                   |                               | Sectie-breedte                  | Totale diameter | Totale breedte  | Totale diameter |             |             |
| <b>VOOR</b>   |          |                    |       |              |                   |                               |                                 |                 |                 |                 |             |             |
| 19            | 70001017 | 100/90B19          | 57H   | TL/TT        | 2.50              | 2.15-2.75                     | 101                             | 663             | 111             | 685             | 70001351    | 70001352    |
| 19            | 70001033 | 110/80B19          | 59H   | TL/TT        | 2.50              | 2.15-3.00                     | 109                             | 659             | 120             | 681             | 70001351    |             |
| 19            | 70001035 | 120/70B19          | 60H   | TL/TT        | 3.50              | 2.75-3.75                     | 122                             | 651             | 134             | 671             | 70001352    |             |
| 21            | 70001186 | 90/90B21 (3.00B21) | 54H   | TL/TT        | 2.15              | 1.85-2.50                     | 90                              | 695             | 99              | 715             | 70001356    | 70001355    |
| 21            | 70000537 | 90/90-21 (3.00-21) | 54T   | TL/TT        | 2.15              | 1.85-2.50                     | 90                              | 695             | 99              | 715             | 70001356    | 70001355    |
| <b>ACHTER</b> |          |                    |       |              |                   |                               |                                 |                 |                 |                 |             |             |
| 17            | 70001208 | 120/90B17          | 64H   | TL/TT        | 2.75              | 2.50-3.00                     | 119                             | 648             | 131             | 674             | 70001337    |             |
| 17            | 70001037 | 130/80B17          | 65H   | TL/TT        | 3.00              | 2.50-3.50                     | 129                             | 640             | 142             | 664             | 70001337    |             |
| 17            | 70001038 | 140/80B17          | 69H   | TL/TT        | 3.50              | 2.75-3.75                     | 142                             | 656             | 156             | 682             | 70001337    |             |
| 17            | 70001042 | 150/70B17          | 69H   | TL/TT        | 4.25              | 3.50-4.50                     | 151                             | 642             | 166             | 668             | 70001337    |             |
| 17            | 70001044 | 170/60B17          | 72H   | TL/TT        | 4.50              | 4.00-5.50                     | 168                             | 636             | 185             | 660             |             |             |
| 18            | 70001214 | 4.00B18            | 64H   | TL/TT        | 2.50              | 2.15-3.00                     | 108                             | 671             | 124             | 697             | 70001349    | 70001345    |
| 18            | 70001036 | 120/80B18          | 62H   | TL/TT        | 2.75              | 2.50-3.00                     | 119                             | 649             | 131             | 673             | 70001346    | 70001345    |
| 18            | 70001040 | 140/80B18          | 70H   | TL/TT        | 3.50              | 2.75-3.75                     | 142                             | 681             | 156             | 707             | 70001345    | 70001344    |
| 18            | 70001185 | 150/70B18          | 70H   | TL/TT        | 4.25              | 3.50-4.50                     | 151                             | 667             | 166             | 693             | 70001345    |             |
| 18            | 70000536 | 150/70B18          | 70T   | TL/TT        | 4.25              | 3.50-4.50                     | 151                             | 667             | 166             | 693             | 70001345    |             |



TRAIL

# ENDURO TRAIL+DAKAR

## 60 ON OFF 40



## DAKAR

■ ■ Band met een sterker karkas en hogere lekbestendigheid. Geschikt voor hogere belastingen, langere avontuurlijke tochten en extreme omstandigheden.

| Inch          | Code     | Bandenmaat         | LI/SS | Type (TL/TT) | Streepkleur | Velgbreedte meten | Toegestaan bereik velgbreedte | Afmetingen band E.T.R.T.O. (mm) |                 |                 |                 | Buisoptie 1 | Buisoptie 2 |
|---------------|----------|--------------------|-------|--------------|-------------|-------------------|-------------------------------|---------------------------------|-----------------|-----------------|-----------------|-------------|-------------|
|               |          |                    |       |              |             |                   |                               | Ontwerp                         |                 | Max. in gebruik |                 |             |             |
|               |          |                    |       |              |             |                   |                               | Sectie-breedte                  | Totale diameter | Totale breedte  | Totale diameter |             |             |
| <b>VOOR</b>   |          |                    |       |              |             |                   |                               |                                 |                 |                 |                 |             |             |
| 19            | 70001032 | 110/80B19          | 59H   | TL/TT        | ■ ■         | 2.50              | 2.15-3.00                     | 109                             | 659             | 120             | 681             | 70001351    |             |
| 19            | 70001034 | 120/70B19          | 60H   | TL/TT        | ■ ■         | 3.50              | 2.75-3.75                     | 122                             | 651             | 134             | 671             | 70001352    |             |
| 21            | 70001187 | 90/90B21 (3.00B21) | 54H   | TL/TT        | ■ ■         | 2.15              | 1.85-2.50                     | 90                              | 695             | 99              | 715             | 70001356    | 70001355    |
| <b>ACHTER</b> |          |                    |       |              |             |                   |                               |                                 |                 |                 |                 |             |             |
| 17            | 70001041 | 150/70B17          | 69H   | TL/TT        | ■ ■         | 4.25              | 3.50-4.50                     | 151                             | 642             | 166             | 668             | 70001337    |             |
| 17            | 70001043 | 170/60B17          | 72H   | TL/TT        | ■ ■         | 4.50              | 4.00-5.50                     | 168                             | 636             | 185             | 660             |             |             |
| 18            | 70001039 | 140/80B18          | 70H   | TL/TT        | ■ ■         | 3.50              | 2.75-3.75                     | 142                             | 681             | 156             | 707             | 70001345    | 70001344    |
| 18            | 70001188 | 150/70B18          | 70H   | TL/TT        | ■ ■         | 4.25              | 3.50-4.50                     | 151                             | 667             | 166             | 693             | 70001345    |             |





TRAIL

# ENDURO TRAIL

50 ON OFF 50



- Geclassificeerd als M+S voor 50% gebruik op de weg en ontworpen voor allround prestaties en vertrouwen op verharde wegen en grindwegen.
- Het strijdlustige small block chevron loopvlakpatroon geeft hem uitstekende grip, stabiliteit en stabiliteit in bochten, zelfs in natte omstandigheden. Verkrijgbaar in een Heavy-Duty-versie of optionele Ultra Heavy-Duty-versie (DAKAR), ontworpen voor langere duurzaamheid.
- Aanbevolen voor Dual-Purpose Adventure Touring-motorfietsen.

| Inch          | Code     | Bandenmaat         | LI/SS | Type (TL/TT) | Velgbreedte meten | Toegestaan bereik velgbreedte | Afmetingen band E.T.R.T.O. (mm) |                 |                 |                 | Buisoptie 1 | Buisoptie 2 |
|---------------|----------|--------------------|-------|--------------|-------------------|-------------------------------|---------------------------------|-----------------|-----------------|-----------------|-------------|-------------|
|               |          |                    |       |              |                   |                               | Ontwerp                         |                 | Max. in gebruik |                 |             |             |
|               |          |                    |       |              |                   |                               | Sectie-breedte                  | Totale diameter | Totale breedte  | Totale diameter |             |             |
| <b>VOOR</b>   |          |                    |       |              |                   |                               |                                 |                 |                 |                 |             |             |
| 19            | 70001002 | 110/80-19          | 59H   | TL/TT        | 2.50              | 2.15-3.00                     | 109                             | 659             | 120             | 681             | 70001351    |             |
| 21            | 70001016 | 90/90-21 (3.00-21) | 54H   | TT           | 2.15              | 1.85-2.50                     | 90                              | 695             | 99              | 715             | 70001356    | 70001355    |
| 21            | 70001015 | 90/90-21 (3.00-21) | 54H   | TL/TT        | 2.15              | 1.85-2.50                     | 90                              | 695             | 99              | 715             | 70001356    | 70001355    |
| <b>ACHTER</b> |          |                    |       |              |                   |                               |                                 |                 |                 |                 |             |             |
| 17            | 70001003 | 120/90B17          | 64H   | TL/TT        | 2.75              | 2.50-3.00                     | 119                             | 648             | 131             | 674             | 70001337    |             |
| 17            | 70001004 | 130/80B17          | 65H   | TL/TT        | 3.00              | 2.50-3.50                     | 129                             | 640             | 142             | 664             | 70001337    |             |
| 17            | 70001006 | 140/80B17          | 69H   | TL/TT        | 3.50              | 2.75-3.75                     | 142                             | 656             | 156             | 682             | 70001337    |             |
| 17            | 70001011 | 150/70B17          | 69H   | TL/TT        | 4.25              | 3.50-4.50                     | 151                             | 642             | 166             | 668             | 70001337    |             |
| 18            | 70001005 | 130/80B18          | 72H   | TL/TT        | 3.00              | 2.50-3.50                     | 129                             | 665             | 142             | 689             | 70001343    | 70001344    |
| 18            | 70001008 | 140/80B18          | 70H   | TL/TT        | 3.50              | 2.75-3.75                     | 142                             | 681             | 156             | 707             | 70001345    | 70001344    |
| 18            | 70001009 | 140/80B18          | 70H   | TT           | 3.50              | 2.75-3.75                     | 142                             | 681             | 156             | 707             | 70001345    | 70001344    |
| 18            | 70001013 | 150/70B18          | 70H   | TL/TT        | 4.25              | 3.50-4.50                     | 151                             | 667             | 166             | 693             | 70001345    |             |



TRAIL

# ENDURO TRAIL DAKAR

50 ON OFF 50



●●●●○



●●●●○



●●●●○



●●●●●



●●●●○



●●●●●



●●●●●



M+S



## DAKAR

■ ■ Band met een sterker karkas en hogere lekbestendigheid. Geschikt voor hogere belastingen, langere avontuurlijke tochten en extreme omstandigheden.

| Inch          | Code     | Bandenmaat         | LI/SS | Type (TL/TT) | Streepkleur | Velgbreedte meten | Toegestaan bereik velgbreedte | Afmetingen band E.T.R.T.O. (mm) |                 |                 |                 | Buisoptie 1 | Buisoptie 2 |
|---------------|----------|--------------------|-------|--------------|-------------|-------------------|-------------------------------|---------------------------------|-----------------|-----------------|-----------------|-------------|-------------|
|               |          |                    |       |              |             |                   |                               | Ontwerp                         |                 | Max. in gebruik |                 |             |             |
|               |          |                    |       |              |             |                   |                               | Sectie-breedte                  | Totale diameter | Totale breedte  | Totale diameter |             |             |
| <b>VOOR</b>   |          |                    |       |              |             |                   |                               |                                 |                 |                 |                 |             |             |
| 19            | 70001001 | 110/80B19          | 59H   | TL/TT        | ■ ■         | 2.50              | 2.15-3.00                     | 109                             | 659             | 120             | 681             | 70001351    |             |
| 21            | 70001014 | 90/90B21 (3.00B21) | 54H   | TL/TT        | ■ ■         | 2.15              | 1.85-2.50                     | 90                              | 695             | 99              | 715             | 70001356    | 70001355    |
| <b>ACHTER</b> |          |                    |       |              |             |                   |                               |                                 |                 |                 |                 |             |             |
| 17            | 70001010 | 150/70B17          | 69H   | TL/TT        | ■ ■         | 4.25              | 3.50-4.50                     | 151                             | 642             | 166             | 668             | 70001337    |             |
| 18            | 70001007 | 140/80B18          | 70H   | TL/TT        | ■ ■         | 3.50              | 2.75-3.75                     | 142                             | 681             | 156             | 707             | 70001345    | 70001344    |
| 18            | 70001012 | 150/70B18          | 70H   | TL/TT        | ■ ■         | 4.25              | 3.50-4.50                     | 151                             | 667             | 166             | 693             | 70001345    |             |





TRAIL

# MC-23

40 ON OFF 60



●●●●○



●●●●○



●●●●○



●●●●○



●●●●○



●●●●○



●●●●○



- Alleen geclassificeerd als M+S voor 40% gebruik op de weg en ontworpen voor allround prestaties en vertrouwen op grind en op verharde wegen
- Het strijdlustige big block-loopvlakpatroon met een Heavy-Duty-compound zorgt voor een uitstekende grip, stabiliteit en stabiliteit in bochten, zelfs in natte omstandigheden.
- Aanbevolen voor Dual-Purpose Adventure Touring-motorfietsen en Enduro-motorfietsen met een kleine cilinderinhoud.
- OE: RIEJU MRT 50 ENDURO 2022, VALENTI RME 50 2023, MRT 50 ENDUROO PRO 2022, RME125Z 2023

| Inch | Code | Bandenmaat | L/S | Type (TL/TT) | Veigbreedte meten | Toegestaan bereik veigbreedte | Afmetingen band E.T.R.T.O. (mm) |                 |                 |                 | Buisoptie 1 | Buisoptie 2 |
|------|------|------------|-----|--------------|-------------------|-------------------------------|---------------------------------|-----------------|-----------------|-----------------|-------------|-------------|
|      |      |            |     |              |                   |                               | Ontwerp                         |                 | Max. in gebruik |                 |             |             |
|      |      |            |     |              |                   |                               | Secitie-breedte                 | Totale diameter | Totale breedte  | Totale diameter |             |             |

## ROCKRIDER

| VOOR   |          |                    |     |    |      |           |     |     |     |     |          |          |
|--------|----------|--------------------|-----|----|------|-----------|-----|-----|-----|-----|----------|----------|
| 21     | 70000471 | 90/90-21 (3.00-21) | 54R | TT | 2.15 | 1.85-2.50 | 90  | 695 | 99  | 707 | 70001356 | 70001355 |
| ACHTER |          |                    |     |    |      |           |     |     |     |     |          |          |
| 18     | 70000469 | 120/90-18          | 65R | TT | 2.75 | 2.50-3.00 | 119 | 673 | 131 | 689 | 70001343 | 70001344 |
| 18     | 70000470 | 140/80-18          | 70R | TT | 3.50 | 2.75-3.75 | 142 | 681 | 156 | 697 | 70001345 | 70001344 |

## ROCKYRIDER

| VOOR   |          |           |     |    |      |           |     |     |     |     |          |          |
|--------|----------|-----------|-----|----|------|-----------|-----|-----|-----|-----|----------|----------|
| 21     | 70000473 | 80/90-21  | 48P | TT | 1.85 | 1.60-2.15 | 80  | 677 | 88  | 695 | 70001356 | 70001355 |
| ACHTER |          |           |     |    |      |           |     |     |     |     |          |          |
| 18     | 70000472 | 110/80-18 | 58P | TT | 2.50 | 2.15-3.00 | 109 | 633 | 120 | 653 | 70001346 | 70001343 |







TRAIL

# ENDURO TRAIL-XT

2024

**30 ON OFF 70**

●●●●○



●●●●○



●●●●○



●●●●○



●●●●○



●●●●○



●●●●○



ET-XT ET-XT+

- Alleen geclassificeerd als M+S voor 30% gebruik op de weg en ontworpen voor allround prestaties en vertrouwen op alle soorten grindterreinen en technische offroad-trails.
- Het strijdlustig langwerpige, schepvormige blokprofielpatroon zorgt voor grip op zowel zachte, modderige als harde, rotsachtige terreinen, zonder dat dit ten koste gaat van de prestaties van de verharde weg, zelfs in natte omstandigheden. Verkrijgbaar in een Heavy-Duty-versie of optionele Ultra Heavy-Duty-versie (DAKAR), ontworpen voor langere duurzaamheid.
- Aanbevolen voor Dual-Purpose Adventure Touring-motorfietsen.

| Inch   | Code     | Bandenmaat | U/SS | Type (TL/TT) | Velgbreedte meten | Toegestaan bereik velgbreedte | Afmetingen band E.T.R.T.O. (mm) |                 |                 |                 | Buisoptie 1 | Buisoptie 2 |
|--------|----------|------------|------|--------------|-------------------|-------------------------------|---------------------------------|-----------------|-----------------|-----------------|-------------|-------------|
|        |          |            |      |              |                   |                               | Ontwerp                         |                 | Max. in gebruik |                 |             |             |
|        |          |            |      |              |                   |                               | Sectie-breedte                  | Totale diameter | Totale breedte  | Totale diameter |             |             |
| ACHTER |          |            |      |              |                   |                               |                                 |                 |                 |                 |             |             |
| 17     | 70001210 | 140/80B17  | 69T  | TL/TT        | 3.50              | 2.75-3.75                     | 142                             | 656             | 156             | 682             | 70001337    |             |
| 17     | 70001212 | 150/70B17  | 69T  | TL/TT        | 4.25              | 3.50-4.50                     | 151                             | 642             | 166             | 656             | 70001337    |             |
| 17     | 70001086 | 170/60B17  | 72T  | TL/TT        | 4.50              | 4.00-5.50                     | 168                             | 636             | 185             | 650             |             |             |
| 18     | 70001215 | 140/80B18  | 70T  | TL/TT        | 3.50              | 2.75-3.75                     | 142                             | 681             | 156             | 707             | 70001345    | 70001344    |
| 18     | 70001218 | 150/70B18  | 70T  | TL/TT        | 4.25              | 3.50-4.50                     | 151                             | 667             | 166             | 681             | 70001345    |             |





TRAIL

# ENDURO TRAIL-XT DAKAR

2024

30 ON OFF 70



●●○○○



●●○○○



●●○○○



●●○○○



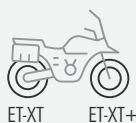
●●○○○



●●●●●



●●●●●



ET-XT ET-XT+

## DAKAR

■ ■ Band met een sterker karkas en hogere lekbestendigheid. Geschikt voor hogere belastingen, langere avontuurlijke tochten en extreme omstandigheden.

| Inch   | Code     | Bandenmaat | LI/SS | Type (TL/TT) | Streepkleur | Velgbreedte meten | Toegestaan bereik velgbreedte | Afmetingen band E.T.R.T.O. (mm) |                 |                 |                 | Buisoptie 1 | Buisoptie 2 |
|--------|----------|------------|-------|--------------|-------------|-------------------|-------------------------------|---------------------------------|-----------------|-----------------|-----------------|-------------|-------------|
|        |          |            |       |              |             |                   |                               | Ontwerp                         |                 | Max. in gebruik |                 |             |             |
|        |          |            |       |              |             |                   |                               | Sectie-breedte                  | Totale diameter | Totale breedte  | Totale diameter |             |             |
| ACHTER |          |            |       |              |             |                   |                               |                                 |                 |                 |                 |             |             |
| 17     | 70001209 | 140/80B17  | 69T   | TL/TT        | ■ ■         | 3.50              | 2.75-3.75                     | 142                             | 656             | 156             | 682             | 70001337    |             |
| 17     | 70001211 | 150/70B17  | 69T   | TL/TT        | ■ ■         | 4.25              | 3.50-4.50                     | 151                             | 642             | 166             | 656             | 70001337    |             |
| 17     | 70001213 | 170/60B17  | 72T   | TL/TT        | ■ ■         | 4.50              | 4.00-5.50                     | 168                             | 636             | 185             | 650             |             |             |
| 18     | 70001216 | 140/80B18  | 70T   | TL/TT        | ■ ■         | 3.50              | 2.75-3.75                     | 142                             | 681             | 156             | 707             | 70001345    | 70001344    |
| 18     | 70001217 | 150/70B18  | 70T   | TL/TT        | ■ ■         | 4.25              | 3.50-4.50                     | 151                             | 667             | 166             | 681             | 70001345    |             |





TRAIL

# ENDURO TRAIL-XT+

20 ON OFF 80



●●●●○



●●●●○



●●●●○



●●●●○



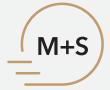
●●●●○



●●●●○



●●●●○



- Alleen geclassificeerd als M+S voor 20% gebruik op de weg en ontworpen voor allround prestaties en vertrouwen op alle soorten grindterreinen en vooral op moeilijke offroad-trails.
- Extreem strijdlustig longitudinaal schoepvormig blokprofielpatroon zorgt voor grip op zowel zachte, modderige terreinen als harde, rotsachtige terreinen met een beperkt compromis van verharde wegprestaties. Verkrijgbaar in een Heavy-Duty-versie of optionele Ultra Heavy-Duty-versie (DAKAR), ontworpen voor langere duurzaamheid.
- Aanbevolen voor Dual-Purpose Adventure Touring-motorfietsen in Rally-configuraties.

| Inch          | Code     | Bandenmaat         | LI/SS | Type (TL/TT) | Velgbreedte meten | Toegestaan bereik velgbreedte | Afmetingen band E.T.R.T.O. (mm) |                 |                 |                 | Buisoptie 1 | Buisoptie 2 |
|---------------|----------|--------------------|-------|--------------|-------------------|-------------------------------|---------------------------------|-----------------|-----------------|-----------------|-------------|-------------|
|               |          |                    |       |              |                   |                               | Ontwerp                         |                 | Max. in gebruik |                 |             |             |
|               |          |                    |       |              |                   |                               | Sectie-breedte                  | Totale diameter | Totale breedte  | Totale diameter |             |             |
| <b>VOOR</b>   |          |                    |       |              |                   |                               |                                 |                 |                 |                 |             |             |
| 19            | 70001141 | 100/90-19          | 57T   | TL/TT        | 2.50              | 2.15-2.75                     | 101                             | 663             | 111             | 685             | 70001351    | 70001352    |
| 19            | 70001177 | 110/80-19          | 59T   | TL/TT        | 2.50              | 2.15-3.00                     | 109                             | 659             | 120             | 681             | 70001351    |             |
| 19            | 70001179 | 120/70B19          | 60T   | TL/TT        | 3.50              | 2.75-3.75                     | 122                             | 651             | 134             | 671             | 70001352    |             |
| 21            | 70001150 | 80/90-21           | 48H   | TL/TT        | 1.85              | 1.60-2.15                     | 80                              | 677             | 88              | 695             | 70001356    | 70001355    |
| 21            | 70001031 | 90/90-21 (3.00-21) | 54T   | TL/TT        | 2.15              | 1.85-2.50                     | 90                              | 695             | 99              | 715             | 70001356    | 70001355    |
| 21            | 70001184 | 90/100-21          | 57H   | TL/TT        | 2.15              | 1.85-2.50                     | 90                              | 713             | 99              | 735             | 70001356    | 70001355    |
| <b>ACHTER</b> |          |                    |       |              |                   |                               |                                 |                 |                 |                 |             |             |
| 17            | 70001257 | 130/80-17          | 65S   | TL/TT        | 3.00              | 2.50-3.50                     | 129                             | 640             | 142             | 664             | 70001337    |             |
| 17            | 70001181 | 170/60B17          | 72T   | TL/TT        | 4.50              | 4.00-5.50                     | 168                             | 636             | 185             | 650             |             |             |
| 18            | 70001019 | 110/80-18          | 58T   | TL/TT        | 2.50              | 2.15-3.00                     | 109                             | 659             | 120             | 655             | 70001346    | 70001343    |
| 18            | 70001149 | 120/90B18          | 65T   | TL/TT        | 2.75              | 2.50-3.00                     | 119                             | 673             | 131             | 689             | 70001343    | 70001344    |
| 18            | 70001026 | 140/80B18          | 70T   | TL/TT        | 3.50              | 2.75-3.75                     | 142                             | 681             | 156             | 707             | 70001345    | 70001344    |
| 18            | 70001029 | 150/70B18          | 70T   | TL/TT        | 4.25              | 3.50-4.50                     | 151                             | 667             | 166             | 693             | 70001345    |             |



TRAIL

# ENDURO TRAIL-XT+ DAKAR

**20 ON OFF 80**

## DAKAR

■ ■ Band met een sterker karkas en hogere lekbestendigheid. Geschikt voor hogere belastingen, langere avontuurlijke tochten en extreme omstandigheden.

| Inch          | Code     | Bandenmaat         | LI/SS | Type (TL/TT) | Streepkleur | Velgbreedte meten | Toegestaan bereik velgbreedte | Afmetingen band E.T.R.T.O. (mm) |                 |                 |                 | Buisoptie 1 | Buisoptie 2 |
|---------------|----------|--------------------|-------|--------------|-------------|-------------------|-------------------------------|---------------------------------|-----------------|-----------------|-----------------|-------------|-------------|
|               |          |                    |       |              |             |                   |                               | Ontwerp                         |                 | Max. in gebruik |                 |             |             |
|               |          |                    |       |              |             |                   |                               | Sectie-breedte                  | Totale diameter | Totale breedte  | Totale diameter |             |             |
| <b>VOOR</b>   |          |                    |       |              |             |                   |                               |                                 |                 |                 |                 |             |             |
| 19            | 70001020 | 110/80B19          | 59T   | TL/TT        | ■ ■         | 2.50              | 2.15-3.00                     | 109                             | 659             | 120             | 681             | 70001351    |             |
| 19            | 70001178 | 120/70B19          | 60T   | TL/TT        | ■ ■         | 3.50              | 2.75-3.75                     | 122                             | 625             | 134             | 637             | 70001352    |             |
| 21            | 70001182 | 80/90B21           | 48T   | TL/TT        | ■ ■         | 1.85              | 1.60-2.15                     | 80                              | 677             | 88              | 695             | 70001356    | 70001355    |
| 21            | 70001030 | 90/90B21 (3.00B21) | 54T   | TL/TT        | ■ ■         | 2.15              | 1.85-2.50                     | 90                              | 695             | 99              | 715             | 70001356    | 70001355    |
| 21            | 70001183 | 90/100B21          | 57H   | TL/TT        | ■ ■         | 2.15              | 1.85-2.50                     | 90                              | 713             | 99              | 735             | 70001356    | 70001355    |
| <b>ACHTER</b> |          |                    |       |              |             |                   |                               |                                 |                 |                 |                 |             |             |
| 17            | 70001021 | 120/90B17          | 64T   | TL/TT        | ■ ■         | 3.50              | 2.50-3.00                     | 119                             | 648             | 131             | 674             | 70001337    |             |
| 17            | 70001022 | 130/80B17          | 65R   | TL/TT        | ■ ■         | 3.00              | 2.50-3.50                     | 129                             | 640             | 142             | 664             | 70001337    |             |
| 17            | 70001024 | 140/80B17          | 69T   | TL/TT        | ■ ■         | 3.50              | 2.75-3.75                     | 142                             | 656             | 156             | 682             | 70001337    |             |
| 17            | 70001027 | 150/70B17          | 69T   | TL/TT        | ■ ■         | 4.25              | 3.50-4.50                     | 151                             | 642             | 166             | 668             | 70001337    |             |
| 17            | 70001180 | 170/60B17          | 72T   | TL/TT        | ■ ■         | 4.50              | 4.00-5.50                     | 168                             | 636             | 185             | 650             |             |             |
| 18            | 70001023 | 130/80B18          | 72R   | TL/TT        | ■ ■         | 3.00              | 2.50-3.50                     | 129                             | 665             | 142             | 689             | 70001343    | 70001344    |
| 18            | 70001025 | 140/80B18          | 70T   | TL/TT        | ■ ■         | 3.50              | 2.75-3.75                     | 142                             | 681             | 156             | 707             | 70001345    | 70001344    |
| 18            | 70001028 | 150/70B18          | 70T   | TL/TT        | ■ ■         | 4.25              | 3.50-4.50                     | 151                             | 667             | 166             | 693             | 70001345    |             |





RALLY

# ENDURO TRAIL - RALLY



- Ontworpen voor high-speed Rally Raid-wedstrijden voor alle soorten terrein met toonaangevende prestaties, stabiliteit en weerstand tegen schade.
- Hoogwaardige rubbersamenstelling met een strijdlustig loopvlakpatroon aan de achterkant en een versterkte karkas zorgt voor ultieme grip en duurzaamheid bij alle temperaturen en bij alle snelheden. Drie verschillende opties als voorband patronen zorgen voor maximale controle op elk terreintype.
- Aanbevolen voor Rally- Adventure-en Dual-Sports-motoren.

| Inch | Code | Bandenmaat | LJ/SS | Type (TL/TT) | Streepkleur | Velgbreedte meten | Toegestaan bereik velgbreedte | Afmetingen band E.T.R.T.O. (mm) |                 |                 |                 | Mousse optie 1 | Mousse optie 2 | Mousse optie 3 | Buisoptie 1 | Buisoptie 2 |
|------|------|------------|-------|--------------|-------------|-------------------|-------------------------------|---------------------------------|-----------------|-----------------|-----------------|----------------|----------------|----------------|-------------|-------------|
|      |      |            |       |              |             |                   |                               | Ontwerp                         |                 | Max. in gebruik |                 |                |                |                |             |             |
|      |      |            |       |              |             |                   |                               | Sectie-breedte                  | Totale diameter | Totale breedte  | Totale diameter |                |                |                |             |             |

**SM**

| VOOR |          |                    |     |    |   |      |           |    |     |    |     |          |          |  |          |          |
|------|----------|--------------------|-----|----|---|------|-----------|----|-----|----|-----|----------|----------|--|----------|----------|
| 21   | 70000995 | 90/90-21 (3.00-21) | 54R | TT | ■ | 2.15 | 1.85-2.50 | 90 | 695 | 99 | 715 | 70000898 | 70000893 |  | 70001356 | 70001355 |

**MH**

| VOOR |          |                    |     |    |   |      |           |    |     |    |     |          |          |  |          |          |
|------|----------|--------------------|-----|----|---|------|-----------|----|-----|----|-----|----------|----------|--|----------|----------|
| 21   | 70000920 | 90/90-21 (3.00-21) | 54R | TT | ■ | 2.15 | 1.85-2.50 | 90 | 695 | 99 | 715 | 70000898 | 70000893 |  | 70001356 | 70001355 |
| 21   | 70000982 | 90/90-21 (3.00-21) | 54R | TT | ■ | 2.15 | 1.85-2.50 | 90 | 695 | 99 | 715 | 70000898 | 70000893 |  | 70001356 | 70001355 |

**PRO**



| VOOR   |          |                    |     |    |   |      |           |     |     |     |     |          |          |          |          |          |
|--------|----------|--------------------|-----|----|---|------|-----------|-----|-----|-----|-----|----------|----------|----------|----------|----------|
| 21     | 70000994 | 90/90-21 (3.00-21) | 54R | TT | ■ | 2.15 | 1.85-2.50 | 90  | 695 | 99  | 715 | 70000898 | 70000893 |          | 70001356 | 70001355 |
| ACHTER |          |                    |     |    |   |      |           |     |     |     |     |          |          |          |          |          |
| 18     | 70000993 | 140/80-18          | 70R | TT | ■ | 3.50 | 2.75-3.75 | 142 | 681 | 156 | 707 | 70000897 | 70000889 | 70000890 | 70001345 | 70001344 |



# E-05



M+S



- Geclassificeerd als M+S voor ON/OFF-gebruik op de weg en alle soorten terrein.
- Het klassieke Trail-loopvlakpatroon zorgt voor grote duurzaamheid, grip en prestaties.
- Aanbevolen voor klassieke trailmotorfietsen.

| Inch               | Code     | Bandenmaat | LI/SS | Type (TL/TT) | Velgbreedte meten | Toegestaan bereik velgbreedte | Afmetingen band E.T.R.T.O. (mm) |                 |                 |                 | Buisoptie 1 | Buisoptie 2 |
|--------------------|----------|------------|-------|--------------|-------------------|-------------------------------|---------------------------------|-----------------|-----------------|-----------------|-------------|-------------|
|                    |          |            |       |              |                   |                               | Ontwerp                         |                 | Max. in gebruik |                 |             |             |
|                    |          |            |       |              |                   |                               | Sectie-breedte                  | Totale diameter | Totale breedte  | Totale diameter |             |             |
| <b>VOOR</b>        |          |            |       |              |                   |                               |                                 |                 |                 |                 |             |             |
| 21                 | 70001143 | 2.75-21    | 45S   | TT           | 1.85              | 1.40-1.85                     | 75                              | 689             | 86              | 707             | 70001356    | 70001355    |
| <b>VOOR/ACHTER</b> |          |            |       |              |                   |                               |                                 |                 |                 |                 |             |             |
| 16                 | 70001148 | 3.25-16    | 55S   | TT           | 2.15              | 1.85-2.50                     | 89                              | 588             | 102             | 610             | 70001327    |             |
| 16                 | 70001070 | 3.50-16    | 58S   | TT           | 2.15              | 2.15-2.50                     | 93                              | 598             | 166             | 622             | 70001327    |             |
| 18                 | 70001144 | 3.00-18    | 52S   | TT           | 1.85              | 1.60-2.15                     | 80                              | 627             | 92              | 647             | 70001347    |             |
| 18                 | 70001145 | 3.25-18    | 59S   | TT           | 2.15              | 1.85-2.50                     | 89                              | 639             | 102             | 661             | 70001347    | 70001346    |
| 18                 | 70001083 | 3.50-18    | 62S   | TT           | 2.15              | 2.15-2.50                     | 93                              | 649             | 107             | 673             | 70001346    |             |
| 18                 | 70001142 | 4.00-18    | 69S   | TT           | 2.50              | 2.15-3.00                     | 108                             | 671             | 124             | 697             | 70001349    | 70001345    |
| 19                 | 70001146 | 3.25-19    | 54S   | TT           | 2.15              | 1.85-2.50                     | 89                              | 665             | 102             | 687             | 70001351    |             |
| 19                 | 70001147 | 3.50-19    | 63S   | TT           | 2.15              | 1.85-2.50                     | 93                              | 675             | 107             | 699             | 70001351    |             |
| 19                 | 70001084 | 4.00-19    | 71S   | TT           | 2.50              | 1.85-3.00                     | 108                             | 697             | 124             | 723             | 70001351    |             |







# E-06




- Geclassificeerd als M+S voor ON/OFF-gebruik op de weg en alle soorten terrein.
- Het klassieke Trail-loopvlakpatroon zorgt voor grote duurzaamheid, grip en prestaties.
- Aanbevolen voor klassieke trailmotorfietsen.


| Inch        | Code     | Bandenmaat | LI/SS | Type (TL/TT) | Velgbreedte meten | Toegestaan bereik velgbreedte | Afmetingen band E.T.R.T.O. (mm) |                 |                 |                 | Buisoptie 1 |
|-------------|----------|------------|-------|--------------|-------------------|-------------------------------|---------------------------------|-----------------|-----------------|-----------------|-------------|
|             |          |            |       |              |                   |                               | Ontwerp                         |                 | Max. in gebruik |                 |             |
|             |          |            |       |              |                   |                               | Sectie-breedte                  | Totale diameter | Totale breedte  | Totale diameter |             |
| VOOR/ACHTER |          |            |       |              |                   |                               |                                 |                 |                 |                 |             |
| 16          | 70001018 | 2.75-16    | 46S   | TT           | 1.85              | 1.40-1.85                     | 75                              | 562             | 86              | 580             | 70001328    |







*Gear up your motorbike, enjoy the silence of nature, quiet your mind and focus your body. Off-roading is enchanting, most demanding and oh so very addictive.*



## SUPER

Te herkennen aan de karakteristieke gele streep: medium karkasconstructie en compound, speciaal ontworpen voor Enduro met hoge snelheid, ideaal in harde, droge omstandigheden.

**FAST ENDURO FIM**

**FAST ENDURO**



## SUPER LIGHT

Te herkennen aan de karakteristieke groene streep: lichte, zachte karkasconstructie en gomachtige compound, speciaal ontworpen voor technische Enduro met gemiddelde snelheid, ideaal in natte, gladde omstandigheden.

**TECHNICAL ENDURO FIM**

**TECHNICAL ENDURO**



## SUPER SOFT

Te herkennen aan de karakteristieke groene streep: lichte, zachte karkasconstructie en gomachtige compound, speciaal ontworpen voor technische Enduro met gemiddelde snelheid, ideaal in natte, gladde omstandigheden.

**XTREME ENDURO FIM**

**XTREME ENDURO**



# TERRA FORCE - EF

**F**AST ENDURO FIM

**T**ECHNICAL ENDURO FIM






**X**TREME ENDURO FIM






- Ontworpen voor Enduro FIM-wedstrijden voor alle soorten terrein, met de beste prestaties in zijn klasse met uitstekende tractie, stabiliteit en slijtvastheid in natte en droge omstandigheden.
- Verkrijgbaar in de uitvoeringen Super (Fast Enduro), Super Light (Technical Enduro) en Super Soft (Extreme Enduro).
- Aanbevolen voor enduro-, harde enduro- en dual-sportmotoren.
- OE (SUPER versie):  
BETA XTRAINER 250 AND 300 2024

| Inch | Code | Bandenmaat | LI/SS | Type (TL/TT) | Streepkleur | Velgbreedte meten | Toegestaan bereik velgbreedte | Afmetingen band E.T.R.T.O. (mm) |                 |                 |                 | Mousse optie 1 | Mousse optie 2 | Mousse optie 3 | Buisoptie 1 | Buisoptie 2 |
|------|------|------------|-------|--------------|-------------|-------------------|-------------------------------|---------------------------------|-----------------|-----------------|-----------------|----------------|----------------|----------------|-------------|-------------|
|      |      |            |       |              |             |                   |                               | Ontwerp                         |                 | Max. in gebruik |                 |                |                |                |             |             |
|      |      |            |       |              |             |                   |                               | Secitie-breedte                 | Totale diameter | Totale breedte  | Totale diameter |                |                |                |             |             |


## SUPER

| VOOR   |          |                    |     |    |   |      |           |     |     |     |     |          |          |          |          |          |
|--------|----------|--------------------|-----|----|---|------|-----------|-----|-----|-----|-----|----------|----------|----------|----------|----------|
| 21     | 70000961 | 90/90-21 (3.00-21) | 54R | TT |  | 2.15 | 1.85-2.50 | 90  | 695 | 99  | 715 | 70000893 | 70000898 |          | 70001356 | 70001355 |
| 21     | 70000959 | 90/100-21          | 57R | TT |  | 2.15 | 1.85-2.50 | 90  | 713 | 113 | 735 | 70000892 |          |          | 70001356 | 70001355 |
| ACHTER |          |                    |     |    |   |      |           |     |     |     |     |          |          |          |          |          |
| 18     | 70000951 | 110/80-18          | 58M | TT |  | 2.50 | 2.15-3.00 | 109 | 633 | 136 | 655 | 70000882 |          |          | 70001346 | 70001343 |
| 18     | 70000954 | 120/90-18          | 65R | TT |  | 2.75 | 2.50-3.00 | 119 | 673 | 149 | 699 | 70000886 | 70000887 |          | 70001343 | 70001344 |
| 18     | 70000957 | 140/80-18          | 70R | TT |  | 3.50 | 2.75-3.75 | 142 | 681 | 178 | 707 | 70000889 | 70000890 | 70000897 | 70001345 | 70001344 |

## SUPER LIGHT

| VOOR   |          |                    |     |    |   |      |           |     |     |     |     |          |          |          |          |          |
|--------|----------|--------------------|-----|----|---|------|-----------|-----|-----|-----|-----|----------|----------|----------|----------|----------|
| 21     | 70000960 | 90/90-21 (3.00-21) | 54R | TT |  | 2.15 | 1.85-2.50 | 90  | 695 | 99  | 715 | 70000893 | 70000898 |          | 70001356 | 70001355 |
| 21     | 70000958 | 90/100-21          | 57R | TT |  | 2.15 | 1.85-2.50 | 90  | 713 | 113 | 735 | 70000892 |          |          | 70001356 | 70001355 |
| ACHTER |          |                    |     |    |   |      |           |     |     |     |     |          |          |          |          |          |
| 18     | 70000953 | 120/90-18          | 65R | TT |  | 2.75 | 2.50-3.00 | 119 | 673 | 149 | 699 | 70000886 | 70000887 |          | 70001343 | 70001344 |
| 18     | 70000956 | 140/80-18          | 70R | TT |  | 3.50 | 2.75-3.75 | 142 | 681 | 178 | 707 | 70000889 | 70000890 | 70000897 | 70001345 | 70001344 |

## SUPER SOFT

| ACHTER |          |           |     |    |   |      |           |     |     |     |     |          |          |          |          |          |
|--------|----------|-----------|-----|----|---|------|-----------|-----|-----|-----|-----|----------|----------|----------|----------|----------|
| 18     | 70000952 | 120/90-18 | 65M | TT |  | 3.50 | 2.75-3.75 | 119 | 673 | 149 | 699 | 70000886 | 70000887 |          | 70001343 | 70001344 |
| 18     | 70000955 | 140/80-18 | 70M | TT |  | 3.50 | 2.75-3.75 | 142 | 681 | 178 | 707 | 70000889 | 70000890 | 70000897 | 70001345 | 70001344 |



ENDURO FIM

# TERRA FORCE - EF PRO

**X**TREME ENDURO FIM



- Ontworpen voor Extreme Enduro FIM-wedstrijden voor alle technische gebieden van alle soorten terreinen, vooral aanbevolen op gladde en rotsachtige off-road terreinen. Alleen als achterband in verschillende maten verkrijgbaar.
- Ultra-zachte karkasconstructie en superzachte (Extreme Enduro) compound voor extreme tractie en ultieme grip.
- Aanbevolen voor Enduro- en Hard Enduro-motorfietsen.

| Inch | Code | Bandenmaat | L/SS | Type (TL/TT) | Streepkleur | Veigbreedte meten | Toegestaan bereik veigbreedte | Afmetingen band E.T.R.T.O. (mm) |                 |                 |                 | Mousse optie 1 | Mousse optie 2 | Mousse optie 3 | Buisoptie 1 | Buisoptie 2 |
|------|------|------------|------|--------------|-------------|-------------------|-------------------------------|---------------------------------|-----------------|-----------------|-----------------|----------------|----------------|----------------|-------------|-------------|
|      |      |            |      |              |             |                   |                               | Ontwerp                         |                 | Max. in gebruik |                 |                |                |                |             |             |
|      |      |            |      |              |             |                   |                               | Sectie-breedte                  | Totale diameter | Totale breedte  | Totale diameter |                |                |                |             |             |

## SUPER SOFT

| ACHTER |          |           |     |    |     |      |           |     |     |     |     |          |          |          |          |          |
|--------|----------|-----------|-----|----|-----|------|-----------|-----|-----|-----|-----|----------|----------|----------|----------|----------|
| 18     | 70000962 | 140/80-18 | 70M | TT | ■ ■ | 3.50 | 2.75-3.75 | 142 | 681 | 178 | 707 | 70000889 | 70000890 | 70000897 | 70001345 | 70001344 |

# TERRA FORCE - EF 2 SM

2024

**F**AST ENDURO FIM

**T**ECHNICAL ENDURO FIM



- Ontworpen voor Enduro FIM-wedstrijden voor zacht tot middelzwaar terrein en uitstekend in het absorberen van kleine tot grote hobbels en obstakels.
- Verkrijgbaar in Super (Fast Enduro), Super Light (Technical Enduro).
- Aanbevolen voor Enduro-, Harde Enduro- en Dual Sports-motoren.

| Inch | Code | Bandenmaat | L/SS | Type (TL/TT) | Homologation | Streepkleur | Veigbreedte meten | Toegestaan bereik veigbreedte | Afmetingen band E.T.R.T.O. (mm) |                 |                 |                 | Mousse optie 1 | Mousse optie 2 | Buisoptie 1 | Buisoptie 2 |
|------|------|------------|------|--------------|--------------|-------------|-------------------|-------------------------------|---------------------------------|-----------------|-----------------|-----------------|----------------|----------------|-------------|-------------|
|      |      |            |      |              |              |             |                   |                               | Ontwerp                         |                 | Max. in gebruik |                 |                |                |             |             |
|      |      |            |      |              |              |             |                   |                               | Sectie-breedte                  | Totale diameter | Totale breedte  | Totale diameter |                |                |             |             |

## SUPER

| VOOR |          |                    |     |    |    |   |      |           |    |     |     |     |          |          |          |          |
|------|----------|--------------------|-----|----|----|---|------|-----------|----|-----|-----|-----|----------|----------|----------|----------|
| 21   | 70000964 | 90/90-21 (3.00-21) | 54R | TT | ED | ■ | 2.15 | 1.85-2.50 | 90 | 695 | 99  | 715 | 70000893 | 70000898 | 70001356 | 70001355 |
| 21   | 70001192 | 90/100-21          | 57R | TT | ED | ■ | 2.15 | 1.85-2.50 | 90 | 713 | 113 | 735 | 70000892 |          | 70001356 | 70001355 |

## SUPER LIGHT

| VOOR |          |                    |     |    |    |   |      |           |    |     |     |     |          |          |          |          |
|------|----------|--------------------|-----|----|----|---|------|-----------|----|-----|-----|-----|----------|----------|----------|----------|
| 21   | 70000963 | 90/90-21 (3.00-21) | 54R | TT | ED | ■ | 2.15 | 1.85-2.50 | 90 | 695 | 99  | 715 | 70000893 | 70000898 | 70001356 | 70001355 |
| 21   | 70001191 | 90/100-21          | 57R | TT | ED | ■ | 2.15 | 1.85-2.50 | 90 | 713 | 113 | 735 | 70000892 |          | 70001356 | 70001355 |



# TERRA FORCE-EX SM

**SOFT MEDIUM TERRAIN****FAST ENDURO****TECHNICAL ENDURO**

- Ontworpen voor Enduro Xross-wedstrijden voor alle soorten zacht tot middelzwaar terrein, met toonaangevende prestaties, stabiliteit en slijtvastheid in natte of droge omstandigheden.
- Verkrijgbaar in de uitvoeringen Super (Fast Enduro) en Super Light (Technical Enduro).
- Aanbevolen voor enduro- en dual-sportmotoren.

| Inch | Code | Bandenmaat | LI/SS | Type (TL/TT) | Streepkleur | Velgbreedte meten | Toegestaan bereik velgbreedte | Afmetingen band E.T.R.T.O. (mm) |                 |                 |                 | Mousse optie 1 | Mousse optie 2 | Buisoptie 1 | Buisoptie 2 |
|------|------|------------|-------|--------------|-------------|-------------------|-------------------------------|---------------------------------|-----------------|-----------------|-----------------|----------------|----------------|-------------|-------------|
|      |      |            |       |              |             |                   |                               | Ontwerp                         |                 | Max. in gebruik |                 |                |                |             |             |
|      |      |            |       |              |             |                   |                               | Secctie-breedte                 | Totale diameter | Totale breedte  | Totale diameter |                |                |             |             |

## SUPER

### ACHTER

|    |          |           |     |    |   |      |           |     |     |     |     |          |          |          |          |
|----|----------|-----------|-----|----|---|------|-----------|-----|-----|-----|-----|----------|----------|----------|----------|
| 18 | 70000979 | 120/90-18 | 65R | TT | ■ | 2.75 | 2.50-3.00 | 119 | 673 | 149 | 699 | 70000886 | 70000887 | 70001343 | 70001344 |
|----|----------|-----------|-----|----|---|------|-----------|-----|-----|-----|-----|----------|----------|----------|----------|

## SUPER LIGHT

### VOOR

|    |          |                    |     |    |   |      |           |    |     |    |     |          |          |          |          |
|----|----------|--------------------|-----|----|---|------|-----------|----|-----|----|-----|----------|----------|----------|----------|
| 21 | 70000921 | 80/100-21          | 51M | TT | ■ | 1.85 | 1,60-2,15 | 80 | 693 | 88 | 713 | 70000891 |          | 70001356 | 70001355 |
| 21 | 70000980 | 90/90-21 (3.00-21) | 54M | TT | ■ | 2.15 | 1.85-2.50 | 90 | 695 | 99 | 715 | 70000893 | 70000898 | 70001356 | 70001355 |

### ACHTER

|    |          |            |     |    |   |      |           |     |     |     |     |          |          |          |          |
|----|----------|------------|-----|----|---|------|-----------|-----|-----|-----|-----|----------|----------|----------|----------|
| 18 | 70000977 | 110/100-18 | 64R | TT | ■ | 2.50 | 2.15-3.00 | 109 | 677 | 136 | 703 | 70000894 |          | 70001343 | 70001344 |
| 18 | 70000978 | 120/90-18  | 65R | TT | ■ | 2.75 | 2.50-3.00 | 119 | 673 | 149 | 699 | 70000886 | 70000887 | 70001343 | 70001344 |





ENDURO


# TERRA FORCE-EX MH

**M**EDIUM **H**ARD TERRAIN

**F**AST ENDURO

**T**ECHNICAL ENDURO

**X**TREME ENDURO



- Ontworpen voor Enduro Xross-wedstrijden voor alle medium tot harde soorten terreinen, met toonaangevende prestaties, stabiliteit en slijtvastheid in natte of droge omstandigheden.
- Verkrijgbaar in de uitvoeringen Super (Fast Enduro), Super Light (Technical Enduro) en Super Soft (Extreme Enduro).
- Aanbevolen voor Enduro- en Dual-Sports-motorfietsen, inclusief Junior Enduro.

| Inch | Code | Bandenmaat | LI/SS | Type (TL/TT) | Streepkleur | Velgbreedte meten | Toegestaan bereik velgbreedte | Afmetingen band E.T.R.T.O. (mm) |                 |                 |                 | Mousse optie 1 | Mousse optie 2 | Buisoptie 1 | Buisoptie 2 |
|------|------|------------|-------|--------------|-------------|-------------------|-------------------------------|---------------------------------|-----------------|-----------------|-----------------|----------------|----------------|-------------|-------------|
|      |      |            |       |              |             |                   |                               | Ontwerp                         |                 | Max. in gebruik |                 |                |                |             |             |
|      |      |            |       |              |             |                   |                               | Sectie-breedte                  | Totale diameter | Totale breedte  | Totale diameter |                |                |             |             |

## SUPER

| VOOR   |          |            |     |    |   |      |           |     |     |     |     |          |          |          |          |
|--------|----------|------------|-----|----|---|------|-----------|-----|-----|-----|-----|----------|----------|----------|----------|
| 14     | 70000976 | 90/90-14   | 46M | TT | ■ | 2.15 | 1.85-2.50 | 90  | 518 | 113 | 530 |          |          | 70001323 |          |
| 19     | 70000971 | 70/100-19  | 42M | TT | ■ | 1.60 | 1.40-1.85 | 69  | 623 | 86  | 639 | 70001193 |          | 70001351 |          |
| 21     | 70001073 | 80/100-21  | 51R | TT | ■ | 1.85 | 1.60-2.15 | 80  | 693 | 88  | 713 | 70000891 |          | 70001356 | 70001355 |
| 21     | 70000975 | 90/100-21  | 57R | TT | ■ | 2.15 | 1.85-2.50 | 90  | 713 | 113 | 735 | 70000892 |          | 70001356 | 70001355 |
| ACHTER |          |            |     |    |   |      |           |     |     |     |     |          |          |          |          |
| 18     | 70001071 | 100/100-18 | 59R | TT | ■ | 2.50 | 2.15-2.75 | 101 | 657 | 126 | 681 |          |          | 70001344 | 70001343 |
| 18     | 70001072 | 110/100-18 | 64R | TT | ■ | 2.50 | 2.15-3.00 | 109 | 677 | 136 | 703 | 70000894 |          | 70001343 | 70001344 |
| 18     | 70000970 | 120/90-18  | 65M | TT | ■ | 2.75 | 2.50-3.00 | 119 | 673 | 149 | 699 | 70000886 | 70000887 | 70001343 | 70001344 |

## SUPER LIGHT

| VOOR   |          |            |     |    |   |      |           |     |     |     |     |          |          |          |          |
|--------|----------|------------|-----|----|---|------|-----------|-----|-----|-----|-----|----------|----------|----------|----------|
| 21     | 70000974 | 90/100-21  | 57R | TT | ■ | 2.15 | 1.85-2.50 | 90  | 713 | 113 | 735 | 70000892 |          | 70001356 | 70001355 |
| ACHTER |          |            |     |    |   |      |           |     |     |     |     |          |          |          |          |
| 18     | 70000965 | 100/100-18 | 59M | TT | ■ | 2.50 | 2.15-2.75 | 101 | 657 | 126 | 681 |          |          | 70001344 | 70001343 |
| 18     | 70000966 | 110/100-18 | 64M | TT | ■ | 2.50 | 2.15-3.00 | 109 | 677 | 136 | 703 | 70000894 |          | 70001343 | 70001344 |
| 18     | 70000969 | 120/90-18  | 65M | TT | ■ | 2.75 | 2.50-3.00 | 119 | 673 | 149 | 699 | 70000886 | 70000887 | 70001343 | 70001344 |
| 18     | 70000992 | 120/100-18 | 68M | TT | ■ | 2.75 | 2.50-3.00 | 119 | 697 | 149 | 725 | 70000884 |          | 70001345 |          |

## SUPER SOFT

| ACHTER |          |            |     |    |     |      |           |     |     |       |     |          |          |          |          |
|--------|----------|------------|-----|----|-----|------|-----------|-----|-----|-------|-----|----------|----------|----------|----------|
| 12     | 70000972 | 90/100-12  | 46M | TT | ■ ■ | 2.15 | 1.85-2.50 | 90  | 485 | 97    | 507 |          |          | 70001318 | 70001319 |
| 16     | 70000973 | 90/100-16  | 51M | TT | ■ ■ | 2.15 | 1.85-2.50 | 90  | 586 | 112,5 | 608 | 70001194 |          | 70001327 | 70001331 |
| 18     | 70000967 | 110/100-18 | 64M | TT | ■ ■ | 2.50 | 2.15-3.00 | 109 | 677 | 136   | 703 | 70000894 |          | 70001343 | 70001344 |
| 18     | 70000968 | 120/90-18  | 65M | TT | ■ ■ | 2.75 | 2.50-3.00 | 119 | 673 | 149   | 699 | 70000886 | 70000887 | 70001343 | 70001344 |







# TERRA FORCE-EX XT

**X**TREME TERRAIN**F**AST ENDURO**T**ECHNICAL ENDURO

- Ontworpen voor technische Enduro Cross voor alle soorten extreme terreinen, met toonaangevende prestaties, uitstekende tractie en weerstand tegen het doorprikken van banden.
- Verkrijgbaar in de uitvoeringen Super (Fast) en Super Light (Technical Enduro).
- Aanbevolen voor enduro- en dual-sportmotoren.

| Inch | Code | Bandenmaat | LISS | Type (TL/TT) | Streepkleur | Velgbreedte meten | Toegestaan bereik velgbreedte | Afmetingen band E.T.R.T.O. (mm) |                 |                 |                 | Mousse optie 1 | Mousse optie 2 | Buisoptie 1 | Buisoptie 2 |
|------|------|------------|------|--------------|-------------|-------------------|-------------------------------|---------------------------------|-----------------|-----------------|-----------------|----------------|----------------|-------------|-------------|
|      |      |            |      |              |             |                   |                               | Ontwerp                         |                 | Max. in gebruik |                 |                |                |             |             |
|      |      |            |      |              |             |                   |                               | Secctie-breedte                 | Totale diameter | Totale breedte  | Totale diameter |                |                |             |             |

**SUPER**

ACHTER

|    |          |           |     |    |  |      |           |     |     |     |     |          |          |          |          |
|----|----------|-----------|-----|----|--|------|-----------|-----|-----|-----|-----|----------|----------|----------|----------|
| 18 | 70000987 | 120/90-18 | 65M | TT |  | 2.75 | 2.50-3.00 | 119 | 673 | 149 | 699 | 70000886 | 70000887 | 70001343 | 70001344 |
| 19 | 70000986 | 110/90-19 | 62R | TT |  | 2.75 | 2.15-3.00 | 109 | 681 | 136 | 705 | 70000883 |          | 70001352 | 70001351 |

**SUPER LIGHT**

ACHTER

|    |          |           |     |    |  |      |           |     |     |     |     |          |          |          |          |
|----|----------|-----------|-----|----|--|------|-----------|-----|-----|-----|-----|----------|----------|----------|----------|
| 18 | 70000981 | 120/90-18 | 65M | TT |  | 2.75 | 2.50-3.00 | 119 | 673 | 149 | 699 | 70000886 | 70000887 | 70001343 | 70001344 |
|----|----------|-----------|-----|----|--|------|-----------|-----|-----|-----|-----|----------|----------|----------|----------|





ENDURO

# TERRA FORCE-EXHT

## HARD TERRAIN



- Ontworpen voor technische Enduro Xross voor alle soorten hard terrein, met toonaangevende prestaties, uitstekende tractie en weerstand tegen het doorprikken van banden.
- Verkrijgbaar in de uitvoering ICE met een speciale compound die ontworpen is om zelfs bij de laagste temperaturen te presteren en die geschikt is om als spijkerband gebruikt te worden.
- Aanbevolen voor enduro- en dual-sportmotoren.

| Inch          | Code     | Bandenmaat         | L/SS | Type (TL/TT) | Streepkleur              | Velgbreedte meten | Toegestaan bereik velgbreedte | Afmetingen band E.T.R.T.O. (mm) |                 |                 |                 | Mousse optie 1 | Mousse optie 2 | Buisoptie 1 | Buisoptie 2 |      |
|---------------|----------|--------------------|------|--------------|--------------------------|-------------------|-------------------------------|---------------------------------|-----------------|-----------------|-----------------|----------------|----------------|-------------|-------------|------|
|               |          |                    |      |              |                          |                   |                               | Ontwerp                         |                 | Max. in gebruik |                 |                |                |             |             |      |
|               |          |                    |      |              |                          |                   |                               | Secitie-breedte                 | Totale diameter | Totale breedte  | Totale diameter |                |                |             |             |      |
| <b>ICE</b>    |          |                    |      |              |                          |                   |                               |                                 |                 |                 |                 |                |                |             |             |      |
| <b>VOOR</b>   |          |                    |      |              |                          |                   |                               |                                 |                 |                 |                 |                |                |             |             |      |
| 19            | 70001075 | 70/100-19          | 42M  | TT           | <input type="checkbox"/> | 1.60              | 1.40-1.85                     | 69                              | 623             | 86              | 639             | 70001193       |                | 70001351    |             | 2024 |
| 21            | 70000991 | 90/90-21 (3.00-21) | 51M  | TT           | <input type="checkbox"/> | 1.85              | 1.60-2.15                     | 80                              | 703             | 92              | 723             | 70000893       | 70000898       | 70001356    | 70001355    |      |
| <b>ACHTER</b> |          |                    |      |              |                          |                   |                               |                                 |                 |                 |                 |                |                |             |             |      |
| 16            | 70001074 | 90/100-16          | 51M  | TT           | <input type="checkbox"/> | 2.15              | 1.85-2.50                     | 90                              | 586             | 112,5           | 608             | 70001194       |                | 70001327    | 70001331    | 2024 |
| 18            | 70000989 | 110/100-18         | 64M  | TT           | <input type="checkbox"/> | 2.50              | 2.15-3.00                     | 109                             | 677             | 136             | 703             | 70000894       |                | 70001343    | 70001344    |      |
| 19            | 70000988 | 100/90-19          | 57M  | TT           | <input type="checkbox"/> | 2.50              | 2.15-2.75                     | 101                             | 663             | 216             | 685             | 70000881       |                | 70001351    | 70001352    |      |
| 19            | 70000990 | 110/90-19          | 62M  | TT           | <input type="checkbox"/> | 2.75              | 2.15-3.00                     | 109                             | 681             | 136             | 705             | 70000883       |                | 70001352    | 70001351    |      |





ENDURO

# ENDURO HYBRID

2024



- Ontworpen voor verschillende harde en rotsachtige terreinen met de eigenschappen van een Trial gecombineerd met een Enduro-band.
- Verkrijgbaar in de uitvoeringen Super en Super Light.
- Aanbevolen voor Enduro- en MX-motoren.

| Inch               | Code     | Bandenmaat           | LI/SS | Type (TL/TT) | Streepkleur | Velgbreedte meten | Toegestaan bereik velgbreedte | Afmetingen band E.T.R.T.O. (mm) |                 |                 |                 | Buisoptie 1 | Buisoptie 2 |
|--------------------|----------|----------------------|-------|--------------|-------------|-------------------|-------------------------------|---------------------------------|-----------------|-----------------|-----------------|-------------|-------------|
|                    |          |                      |       |              |             |                   |                               | Ontwerp                         |                 | Max. in gebruik |                 |             |             |
|                    |          |                      |       |              |             |                   |                               | Sectie-breedte                  | Totale diameter | Totale breedte  | Totale diameter |             |             |
| <b>SUPER</b>       |          |                      |       |              |             |                   |                               |                                 |                 |                 |                 |             |             |
| VOOR               |          |                      |       |              |             |                   |                               |                                 |                 |                 |                 |             |             |
| 21                 | 70001189 | 80/100-21 (2.75-21)  | 51P   | TL/TT        | ■           | 1.85              | 1.60-2.15                     | 80                              | 693             | 88              | 713             | 70001356    | 70001355    |
| ACHTER             |          |                      |       |              |             |                   |                               |                                 |                 |                 |                 |             |             |
| 19                 | 70001062 | 110/90-19            | 62P   | TL/TT        | ■           | 2.50              | 2.15-3.00                     | 109                             | 681             | 120             | 705             | 70001352    | 70001351    |
| <b>SUPER LIGHT</b> |          |                      |       |              |             |                   |                               |                                 |                 |                 |                 |             |             |
| ACHTER             |          |                      |       |              |             |                   |                               |                                 |                 |                 |                 |             |             |
| 18                 | 70001061 | 120/100-18 (4.00-18) | 68P   | TL/TT        | ■           | 2.75              | 2.50-3.00                     | 119                             | 697             | 131             | 725             | 70001349    | 70001345    |
| 19                 | 70001063 | 110/90-19            | 62P   | TL/TT        | ■           | 2.50              | 2.15-3.00                     | 109                             | 681             | 120             | 705             | 70001352    | 70001351    |

# STONE KING



- Speciaal ontworpen voor alle off the road-terreinen en ruige trails.
- Hoogwaardige, snijbestendige compound met extra grote noppen.
- Aanbevolen voor Trail-, Enduro- en MotoXross-motorfietsen.

| Inch   | Code     | Bandenmaat | LI/SS | Type (TL/TT) | Velgbreedte meten | Toegestaan bereik velgbreedte | Afmetingen band E.T.R.T.O. (mm) |                 |                 |                 | Mousse optie 1 | Mousse optie 2 | Buisoptie 1 | Buisoptie 2 |
|--------|----------|------------|-------|--------------|-------------------|-------------------------------|---------------------------------|-----------------|-----------------|-----------------|----------------|----------------|-------------|-------------|
|        |          |            |       |              |                   |                               | Ontwerp                         |                 | Max. in gebruik |                 |                |                |             |             |
|        |          |            |       |              |                   |                               | Sectie-breedte                  | Totale diameter | Totale breedte  | Totale diameter |                |                |             |             |
| ACHTER |          |            |       |              |                   |                               |                                 |                 |                 |                 |                |                |             |             |
| 17     | 70000985 | 130/80-17  | 65N   | TT           | 3.00              | 2.50-3.50                     | 129                             | 640             | 161             | 664             |                |                | 70001337    |             |
| 18     | 70000983 | 120/90-18  | 71N   | TT           | 2.75              | 2.50-3.00                     | 119                             | 673             | 149             | 699             | 70000886       | 70000887       | 70001343    | 70001344    |
| 19     | 70000984 | 120/90-19  | 66N   | TT           | 2.75              | 2.50-3.00                     | 119                             | 699             | 148             | 725             | 70000888       |                | 70001350    | 70001351    |



MOTOCROSS

**SAND      SOFT      MEDIUM      HARD**

|                       |   |   |   |   |
|-----------------------|---|---|---|---|
| TERRA FORCE-MX SAND 2 | ■ | ■ |   |   |
| TERRA FORCE-MX SAND   |   | ■ | ■ |   |
| TERRA FORCE-MX SM     |   |   | ■ | ■ |
| TERRA FORCE-MX MH     |   |   | ■ | ■ |



**S**AND TERRAIN

Motorcross wedstrijdband gemaakt van de hardste rubbersamenstelling voor zacht en zanderig terrein.



**S**OFT **M**EDIUM TERRAIN

Wedstrijdcrossband gemaakt van een middelhard loopvlak voor zacht tot middelzwaar terrein.



**M**EDIUM **H**ARD TERRAIN

Motorcross wedstrijdband gemaakt van een zachtere rubbersamenstelling voor medium tot hard terrein.



# TERRA FORCE-MX SAND 2

**SAND TERRAIN**MX SAND 2 MX SAND  
MX SM

- Ontworpen voor MotoXross-races op diep, zacht zanderig terrein en biedt uitstekende tractie en stabiliteit in bochten en tijdens het remmen.
- Een hoogwaardige harde rubbercompound en een speciaal ontworpen karkas met meer zijdelingse ondersteuning geven hem ongelooflijke tractie en controle.
- Aanbevolen voor MotoXross-motorfietsen en alleen verkrijgbaar als achterband.

| Inch   | Code     | Bandenmaat | LI/SS | Type (TL/TT) | Streepleur | Velgbreedte meten | Toegestaan bereik velgbreedte | Afmetingen band E.T.R.T.O. (mm) |                 |                 |                 | Mousse optie 1 | Buisoptie 1 | Buisoptie 2 |
|--------|----------|------------|-------|--------------|------------|-------------------|-------------------------------|---------------------------------|-----------------|-----------------|-----------------|----------------|-------------|-------------|
|        |          |            |       |              |            |                   |                               | Ontwerp                         |                 | Max. in gebruik |                 |                |             |             |
|        |          |            |       |              |            |                   |                               | Sectie-breedte                  | Totale diameter | Totale breedte  | Totale diameter |                |             |             |
| ACHTER |          |            |       |              |            |                   |                               |                                 |                 |                 |                 |                |             |             |
| 19     | 70000936 | 110/90-19  | 62M   | TT           |            | 2.75              | 2.15-3.00                     | 109                             | 681             | 136             | 705             | 70000883       | 70001352    | 70001351    |





MOTOCROSS


# TERRA FORCE - MX SAND

**S**AND TERRAIN



MX SAND 2 MX SAND

- Ontworpen voor MotoXross-races op zachte terreinen met losse aarde, voor geweldige tractie, controle en stabiliteit.
- Hoogwaardige harde rubbercompound zorgt voor tractie en controle.
- Aanbevolen voor MotoXross-motorfietsen en alleen verkrijgbaar als voorband.

| Inch | Code     | Bandenmaat | LI/SS | Type (TL/TT) | Streepkleur   | Velgbreedte meten | Toegestaan bereik velgbreedte | Afmetingen band E.T.R.T.O. (mm) |                 |                 |                 | Mousse optie 1 | Buisoptie 1 | Buisoptie 2 |
|------|----------|------------|-------|--------------|---|-------------------|-------------------------------|---------------------------------|-----------------|-----------------|-----------------|----------------|-------------|-------------|
|      |          |            |       |              |   |                   |                               | Ontwerp                         |                 | Max. in gebruik |                 |                |             |             |
|      |          |            |       |              |   |                   |                               | Sectie-breedte                  | Totale diameter | Totale breedte  | Totale diameter |                |             |             |
| VOOR |          |            |       |              |   |                   |                               |                                 |                 |                 |                 |                |             |             |
| 21   | 70000950 | 80/100-21  | 51M   | TT           |  | 1.85              | 1.60-2.15                     | 80                              | 693             | 88              | 713             | 70000891       | 70001356    | 70001355    |





# TERRA FORCE - MX SM

**SOFT MEDIUM TERRAIN**

- Ontworpen voor MotoXross-races op zachte tot middelzware terreinen en biedt toonaangevende tractie, controle en duurzaamheid.
- Hoogwaardige zachte rubbercompound voor uitstekende tractie en speciaal ontworpen karkas voor optimale controle.
- Aanbevolen voor MotoXross-motorfietsen, inclusief Junior.

| Inch          | Code     | Bandenmaat          | LI/SS | Type (LI/TT) | Streepleur | Velgbreedte meten | Toegestaan bereik velgbreedte | Afmetingen band E.T.R.T.O. (mm) |                 |                 |                 | Mousse optie 1 | Mousse optie 2 | Buisoptie 1 | Buisoptie 2 |
|---------------|----------|---------------------|-------|--------------|------------|-------------------|-------------------------------|---------------------------------|-----------------|-----------------|-----------------|----------------|----------------|-------------|-------------|
|               |          |                     |       |              |            |                   |                               | Ontwerp                         |                 | Max. in gebruik |                 |                |                |             |             |
|               |          |                     |       |              |            |                   |                               | Sectie-breedte                  | Totale diameter | Totale breedte  | Totale diameter |                |                |             |             |
| <b>VOOR</b>   |          |                     |       |              |            |                   |                               |                                 |                 |                 |                 |                |                |             |             |
| 12            | 70000940 | 60/100-12           | 36M   | TT           |            | 1.40              | 1.20-1.60                     | 60                              | 425             | 75              | 439             |                |                | 70001320    | 70001319    |
| 14            | 70000942 | 70/100-14           | 40M   | TT           |            | 1.60              | 1.40-1.85                     | 69                              | 496             | 86              | 512             |                |                | 70001322    | 70001321    |
| 17            | 70000943 | 70/100-17           | 40M   | TT           |            | 1.60              | 1.40-1.85                     | 69                              | 572             | 86              | 588             |                |                | 70001340    | 70001334    |
| 19            | 70000944 | 70/100-19           | 42M   | TT           |            | 1.60              | 1.40-1.85                     | 69                              | 623             | 86              | 639             | 70001193       |                | 70001351    |             |
| 21            | 70000946 | 80/100-21           | 51M   | TT           |            | 1.85              | 1.60-2.15                     | 80                              | 693             | 88              | 713             | 70000891       |                | 70001356    | 70001355    |
| 21            | 70000949 | 90/90-21 (3.00-21)  | 54M   | TT           |            | 2.15              | 1.85-2.50                     | 90                              | 695             | 99              | 715             | 70000893       | 70000898       | 70001356    | 70001355    |
| <b>ACHTER</b> |          |                     |       |              |            |                   |                               |                                 |                 |                 |                 |                |                |             |             |
| 10            | 70000941 | 70/100-10 (2.50-10) | 41M   | TT           |            | 1.60              | 1.40-1.85                     | 69                              | 394             | 86              | 410             |                |                | 70001313    |             |
| 12            | 70000945 | 80/100-12 (2.50-12) | 50M   | TT           |            | 1.85              | 1.60-2.15                     | 80                              | 465             | 86              | 477             |                |                | 70001319    | 70001320    |
| 14            | 70000947 | 90/100-14           | 49M   | TT           |            | 2.15              | 1.85-2.50                     | 90                              | 542             | 113             | 558             |                |                | 70001323    |             |
| 16            | 70000948 | 90/100-16           | 51M   | TT           |            | 2.15              | 1.85-2.50                     | 90                              | 586             | 113             | 608             | 70001194       |                | 70001327    | 70001331    |
| 19            | 70000937 | 100/90-19           | 57M   | TT           |            | 2.50              | 2.15-2.75                     | 101                             | 663             | 216             | 685             | 70000881       |                | 70001351    | 70001352    |
| 19            | 70000938 | 110/90-19           | 62M   | TT           |            | 2.75              | 2.15-3.00                     | 109                             | 681             | 136             | 705             | 70000883       |                | 70001352    | 70001351    |
| 19            | 70000939 | 120/80-19           | 63M   | TT           |            | 2.75              | 2.50-3.00                     | 119                             | 675             | 149             | 699             | 70000885       |                | 70001351    | 70001352    |



MOTOCROSS

PIT CROSS

# TERRA FORCE-MX MH

**MEDIUM HARD TERRAIN**

- Ontworpen voor MotoXross-races op middelzware tot harde terreinen voor maximale controle en stabiliteit voor recht vooruitrijden.
- Hoogwaardige, zachte rubbercompound voor maximale tractie.
- Aanbevolen voor MotoXross-motorfietsen, waaronder Junior en Pitcross.

| Inch          | Code     | Bandenmaat          | LI/SS | Type (TL/TT) | Streepkleur   | Velgbreedte meten | Toegestaan bereik velgbreedte | Afmetingen band E.T.R.T.O. (mm) |                 |                 |                 | Mousse optie 1 | Mousse optie 2 | Buisoptie 1 | Buisoptie 2 |
|---------------|----------|---------------------|-------|--------------|---|-------------------|-------------------------------|---------------------------------|-----------------|-----------------|-----------------|----------------|----------------|-------------|-------------|
|               |          |                     |       |              |   |                   |                               | Ontwerp                         |                 | Max. in gebruik |                 |                |                |             |             |
|               |          |                     |       |              |   |                   |                               | Sectie-breedte                  | Totale diameter | Totale breedte  | Totale diameter |                |                |             |             |
| <b>VOOR</b>   |          |                     |       |              |   |                   |                               |                                 |                 |                 |                 |                |                |             |             |
| 12            | 70000925 | 60/100-12           | 36M   | TT           | <span style="color:red">■</span> <span style="color:green">■</span> | 1.40              | 1.20-1.60                     | 60                              | 425             | 75              | 439             |                |                | 70001320    | 70001319    |
| 14            | 70000926 | 60/100-14           | 29M   | TT           | <span style="color:red">■</span> <span style="color:green">■</span> | 1.40              | 1.20-1.60                     | 60                              | 476             | 75              | 490             |                |                | 70001322    | 70001321    |
| 17            | 70000928 | 70/100-17           | 40M   | TT           | <span style="color:red">■</span> <span style="color:green">■</span> | 1.60              | 1.40-1.85                     | 69                              | 572             | 86              | 588             |                |                | 70001340    | 70001334    |
| 19            | 70000929 | 70/100-19           | 42M   | TT           | <span style="color:red">■</span> <span style="color:green">■</span> | 1.60              | 1.40-1.85                     | 69                              | 623             | 86              | 639             | 70001193       |                | 70001351    |             |
| 21            | 70000931 | 80/100-21           | 51M   | TT           | <span style="color:red">■</span> <span style="color:green">■</span> | 1.85              | 1.60-2.15                     | 80                              | 693             | 88              | 713             | 70000891       |                | 70001356    | 70001355    |
| 21            | 70000935 | 90/90-21 (3.00-21)  | 54M   | TT           | <span style="color:red">■</span> <span style="color:green">■</span> | 2.15              | 1.85-2.50                     | 90                              | 695             | 99              | 715             | 70000893       | 70000898       | 70001356    | 70001355    |
| 21            | 70000934 | 90/100-21           | 57M   | TT           | <span style="color:red">■</span> <span style="color:green">■</span> | 2.15              | 1.85-2.50                     | 90                              | 713             | 113             | 735             | 70000892       |                | 70001356    | 70001355    |
| <b>ACHTER</b> |          |                     |       |              |   |                   |                               |                                 |                 |                 |                 |                |                |             |             |
| 10            | 70000927 | 70/100-10 (2.50-10) | 41M   | TT           | <span style="color:red">■</span> <span style="color:green">■</span> | 1.60              | 1.40-1.85                     | 69                              | 394             | 86              | 410             |                |                | 70001313    |             |
| 12            | 70000930 | 80/100-12 (2.50-12) | 50M   | TT           | <span style="color:red">■</span> <span style="color:green">■</span> | 1.85              | 1.60-2.15                     | 80                              | 465             | 86              | 477             |                |                | 70001319    | 70001320    |
| 14            | 70000932 | 90/100-14           | 49M   | TT           | <span style="color:red">■</span> <span style="color:green">■</span> | 2.15              | 1.85-2.50                     | 90                              | 542             | 113             | 558             |                |                | 70001323    |             |
| 16            | 70000933 | 90/100-16           | 51M   | TT           | <span style="color:red">■</span> <span style="color:green">■</span> | 2.15              | 1.85-2.50                     | 90                              | 586             | 113             | 608             | 70001194       |                | 70001327    | 70001331    |
| 19            | 70000922 | 100/90-19           | 57M   | TT           | <span style="color:red">■</span> <span style="color:green">■</span> | 2.50              | 2.15-2.75                     | 101                             | 663             | 216             | 685             | 70000881       |                | 70001351    | 70001352    |
| 19            | 70000923 | 110/90-19           | 62M   | TT           | <span style="color:red">■</span> <span style="color:green">■</span> | 2.75              | 2.15-3.00                     | 109                             | 681             | 136             | 705             | 70000883       |                | 70001352    | 70001351    |
| 19            | 70000924 | 120/80-19           | 63M   | TT           | <span style="color:red">■</span> <span style="color:green">■</span> | 2.75              | 2.50-3.00                     | 119                             | 675             | 149             | 699             | 70000885       |                | 70001351    | 70001352    |

## PIT CROSS

|               |          |           |     |    |   |      |           |    |     |     |     |  |  |          |          |
|---------------|----------|-----------|-----|----|---|------|-----------|----|-----|-----|-----|--|--|----------|----------|
| <b>VOOR</b>   |          |           |     |    |   |      |           |    |     |     |     |  |  |          |          |
| 14            | 70001000 | 90/90-14  | 46M | TT | <span style="color:red">■</span> <span style="color:green">■</span> | 2.15 | 1.85-2.50 | 90 | 518 | 113 | 530 |  |  | 70001323 |          |
| <b>ACHTER</b> |          |           |     |    |   |      |           |    |     |     |     |  |  |          |          |
| 12            | 70000999 | 90/100-12 | 46M | TT | <span style="color:red">■</span> <span style="color:green">■</span> | 2.15 | 1.85-2.50 | 90 | 485 | 97  | 507 |  |  | 70001318 | 70001319 |





TRIAL

**TRIAL**

2024



- Speciaal ontworpen voor Trial-wedstrijden op alle soorten terrein en onder alle omstandigheden.
- Hoogwaardige, zachte compound en lagedrukkarkas voor maximale tractie en controle.
- Aanbevolen voor Trial-motorfietsen.
- OE: BETA ALP 200 2023

| Inch | Code | Bandenmaat | L/SS | Type (TL/TT) | Streepkleur | Velgbreedte meten | Toegestaan bereik velgbreedte | Afmetingen band E.T.R.T.O. (mm) |                 |                 |                 | Buisoptie 1 | Buisoptie 2 |
|------|------|------------|------|--------------|-------------|-------------------|-------------------------------|---------------------------------|-----------------|-----------------|-----------------|-------------|-------------|
|      |      |            |      |              |             |                   |                               | Ontwerp                         |                 | Max. in gebruik |                 |             |             |
|      |      |            |      |              |             |                   |                               | Sectie-breedte                  | Totale diameter | Totale breedte  | Totale diameter |             |             |

**SOFT**

| VOOR   |          |                      |     |       |  |      |           |     |     |     |     |          |          |
|--------|----------|----------------------|-----|-------|--|------|-----------|-----|-----|-----|-----|----------|----------|
| 21     | 70001078 | 80/100-21 (2.75-21)  | 51M | TL/TT |  | 1.85 | 1.40-1.85 | 75  | 689 | 86  | 707 | 70001356 | 70001355 |
| ACHTER |          |                      |     |       |  |      |           |     |     |     |     |          |          |
| 18     | 70001076 | 120/100R18 (4.00R18) | 68M | TL/TT |  | 2.50 | 1.85-3.00 | 108 | 671 | 124 | 697 | 70001345 |          |

**X-PRO SUPER SOFT**


| ACHTER |          |                      |     |       |  |      |           |     |     |     |     |          |  |
|--------|----------|----------------------|-----|-------|--|------|-----------|-----|-----|-----|-----|----------|--|
| 18     | 70001077 | 120/100R18 (4.00R18) | 68M | TL/TT |  | 2.50 | 1.85-3.00 | 108 | 671 | 124 | 697 | 70001345 |  |





# SPEEDWAY

2024



- Speciaal ontworpen voor gebruik op de FIM Speedway-racebaan.
- High performance compound zorgt voor optimale tractie en controle.
- Aanbevolen voor Speedway-motorfietsen, waaronder LongTrack en Junior.

| Inch   | Code     | Bandenmaat | LI/SS | Type (TL/TT) | Streepleur | Velgbreedte meten | Toegestaan bereik velgbreedte | Afmetingen band E.T.R.T.O. (mm) |                 |                 |                 | Buisoptie 1 | Buisoptie 2 |
|--------|----------|------------|-------|--------------|------------|-------------------|-------------------------------|---------------------------------|-----------------|-----------------|-----------------|-------------|-------------|
|        |          |            |       |              |            |                   |                               | Ontwerp                         |                 | Max. in gebruik |                 |             |             |
|        |          |            |       |              |            |                   |                               | Sectie-breedte                  | Totale diameter | Totale breedte  | Totale diameter |             |             |
| ACHTER |          |            |       |              |            |                   |                               |                                 |                 |                 |                 |             |             |
| 19     | 70001139 | 3.75-19    | 61P   | TT           | ■          | 2.15              | /                             | 99                              | 697             | 129             | 711             | 70001351    |             |
| 19     | 70001140 | 3.75-19    | 61P   | TL           | ■ ■        | 2.15              | /                             | 99                              | 697             | 129             | 711             | 70001351    |             |

## SOFT


|        |          |         |     |    |   |      |   |    |     |     |     |          |          |
|--------|----------|---------|-----|----|---|------|---|----|-----|-----|-----|----------|----------|
| VOOR   |          |         |     |    |   |      |   |    |     |     |     |          |          |
| 23     | 70000997 | 2.75-23 | 48P | TT | ■ | 1.85 | / | 75 | 715 | 86  | 733 |          |          |
| ACHTER |          |         |     |    |   |      |   |    |     |     |     |          |          |
| 17     | 70000998 | 3.00-17 | 50P | TT | ■ | 1.85 | / | 80 | 602 | 92  | 711 | 70001336 | 70001335 |
| 19     | 70001190 | 3.75-19 | 61P | TT | ■ | 2.15 | / | 99 | 697 | 129 | 711 | 70001351 |          |
| 22     | 70000996 | 2.75-22 | 50R | TT | ■ | 1.85 | / | 75 | 740 | 86  | 758 |          |          |





# FLAT TRACK

2024



- Speciaal ontworpen voor gebruik op de Flat Track racebaan met specifieke uitvoeringen die ook op de openbare weg gebruikt mogen worden.
- Verkrijgbaar in verschillende high-performance compoundopties om optimale tractie en controle te garanderen.
- Aanbevolen voor Flat Track-motorfietsen.

| Inch | Code | Bandenmaat | LI/SS | Type (TL/TT) | Streepleur | Velgbreedte meten | Toegestaan bereik velgbreedte | Afmetingen band E.T.R.T.O. (mm) |                 |                 |                 | Buisoptie 1 |
|------|------|------------|-------|--------------|------------|-------------------|-------------------------------|---------------------------------|-----------------|-----------------|-----------------|-------------|
|      |      |            |       |              |            |                   |                               | Ontwerp                         |                 | Max. in gebruik |                 |             |
|      |      |            |       |              |            |                   |                               | Sectie-breedte                  | Totale diameter | Totale breedte  | Totale diameter |             |

**SOFT**

VOOR/ACHTER

|    |          |                     |     |    |  |      |           |     |     |     |     |          |
|----|----------|---------------------|-----|----|--|------|-----------|-----|-----|-----|-----|----------|
| 19 | 70001079 | 130/80-19 (27×7-19) | NHS | TT |  | 3.00 | 2.50-3.50 | 129 | 691 | 142 | 705 | 70001351 |
|----|----------|---------------------|-----|----|--|------|-----------|-----|-----|-----|-----|----------|

ACHTER

|    |          |                         |     |    |  |      |           |     |     |     |     |          |
|----|----------|-------------------------|-----|----|--|------|-----------|-----|-----|-----|-----|----------|
| 19 | 70001081 | 140/80-19 (27.5×7.5-19) | NHS | TT |  | 3.50 | 2.75-3.75 | 142 | 707 | 156 | 723 | 70001350 |
|----|----------|-------------------------|-----|----|--|------|-----------|-----|-----|-----|-----|----------|

**SUPER SOFT**

VOOR/ACHTER

|    |          |                     |     |    |  |      |           |     |     |     |     |          |
|----|----------|---------------------|-----|----|--|------|-----------|-----|-----|-----|-----|----------|
| 19 | 70001080 | 130/80-19 (27×7-19) | NHS | TT |  | 3.00 | 2.50-3.50 | 129 | 691 | 142 | 705 | 70001351 |
|----|----------|---------------------|-----|----|--|------|-----------|-----|-----|-----|-----|----------|

ACHTER

|    |          |                         |     |    |  |      |           |     |     |     |     |          |
|----|----------|-------------------------|-----|----|--|------|-----------|-----|-----|-----|-----|----------|
| 19 | 70001082 | 140/80-19 (27.5×7.5-19) | NHS | TT |  | 3.50 | 2.75-3.75 | 142 | 707 | 156 | 723 | 70001350 |
|----|----------|-------------------------|-----|----|--|------|-----------|-----|-----|-----|-----|----------|

**STREET**


VOOR/ACHTER

|    |          |                     |     |       |  |      |           |     |     |     |     |          |
|----|----------|---------------------|-----|-------|--|------|-----------|-----|-----|-----|-----|----------|
| 19 | 70001058 | 130/80-19 (27×7-19) | 71H | TL/TT |  | 3.00 | 2.50-3.50 | 129 | 691 | 142 | 705 | 70001351 |
|----|----------|---------------------|-----|-------|--|------|-----------|-----|-----|-----|-----|----------|

ACHTER

|    |          |                         |     |       |  |      |           |     |     |     |     |          |
|----|----------|-------------------------|-----|-------|--|------|-----------|-----|-----|-----|-----|----------|
| 19 | 70001059 | 140/80-19 (27.5×7.5-19) | 71H | TL/TT |  | 3.50 | 2.75-3.75 | 142 | 707 | 156 | 723 | 70001350 |
|----|----------|-------------------------|-----|-------|--|------|-----------|-----|-----|-----|-----|----------|





*Big cities, small towns, vast roads  
or narrow streets - the scooter goes  
everywhere and anywhere. Surrendering  
into the incredible feel of wind in your  
hair and the taste of freedom in the air.*





# TOURING FORCE-SC



- Speciaal ontworpen voor de uitdagende dagelijkse trajecten in de stad op alle soorten verharde wegen en in alle weersomstandigheden.
- Speciale profielsamenstelling voor een gegarandeerde lange levensduur en optimale grip.
- Ontworpen voor alle sportieve en klassieke scootermodellen.
- OE: Piaggio Beverly 400 2021

| Inch               | Code     | Bandenmaat | L/SS | Type (TL/TT) | Velgbreedte meten | Toegestaan bereik velgbreedte | Afmetingen band E.T.R.T.O. (mm) |                 |                 |                 | Buisoptie 1 | Buisoptie 2 |
|--------------------|----------|------------|------|--------------|-------------------|-------------------------------|---------------------------------|-----------------|-----------------|-----------------|-------------|-------------|
|                    |          |            |      |              |                   |                               | Ontwerp                         |                 | Max. in gebruik |                 |             |             |
|                    |          |            |      |              |                   |                               | Sectie-breedte                  | Totale diameter | Totale breedte  | Totale diameter |             |             |
| <b>VOOR</b>        |          |            |      |              |                   |                               |                                 |                 |                 |                 |             |             |
| 12                 | 70000637 | 110/90-12  | 64P  | TL*          | 2.50              | 2.15-3.00                     | 109                             | 503             | 118             | 517             | 70001359    | 70001358    |
| 13                 | 70000638 | 110/90-13  | 56P  | TL*          | 2.50              | 2.15-3.00                     | 109                             | 528             | 120             | 542             |             |             |
| 13                 | 70000643 | 120/70-13  | 53L  | TL*          | 3.50              | 2.75-3.75                     | 122                             | 498             | 134             | 510             |             |             |
| 13                 | 70000644 | 120/70-13  | 53P  | TL*          | 3.50              | 2.75-3.75                     | 122                             | 498             | 134             | 510             |             |             |
| 15                 | 70000648 | 120/70-15  | 56P  | TL*          | 3.50              | 2.75-3.75                     | 122                             | 549             | 134             | 561             |             |             |
| 15                 | 70000649 | 120/70-15  | 56S  | TL*          | 3.50              | 2.75-3.75                     | 122                             | 549             | 134             | 561             |             |             |
| 16                 | 70000650 | 120/70-16  | 57P  | TL*          | 3.50              | 2.75-3.75                     | 122                             | 574             | 134             | 586             |             |             |
| 16                 | 70000651 | 120/70-16  | 57S  | TL*          | 3.50              | 2.75-3.75                     | 122                             | 574             | 134             | 586             |             |             |
| <b>ACHTER</b>      |          |            |      |              |                   |                               |                                 |                 |                 |                 |             |             |
| 10                 | 70000663 | 130/90-10  | 61L  | TL*          | 3.00              | 2.50-3.50                     | 129                             | 488             | 139             | 504             | 70001357    |             |
| 13                 | 70000664 | 140/60-13  | 57L  | TL*          | 3.75              | 3.50-4.50                     | 139                             | 498             | 153             | 510             | 70001359    | 70001358    |
| 13                 | 70000674 | 150/70-13  | 64S  | TL*          | 4.25              | 3.50-4.50                     | 151                             | 540             | 166             | 554             |             |             |
| 14                 | 70000636 | 110/80-14  | 59P  | TL*          | 2.50              | 2.15-3.00                     | 109                             | 532             | 120             | 544             |             |             |
| 14                 | 70000675 | 150/70-14  | 66S  | TL*          | 4.25              | 3.50-4.50                     | 151                             | 566             | 166             | 580             |             |             |
| 15                 | 70000662 | 130/80-15  | 63P  | TL*          | 3.00              | 2.50-3.50                     | 129                             | 589             | 142             | 603             |             |             |
| 16                 | 70000653 | 120/80-16  | 60P  | TL*          | 2.75              | 2.50-3.00                     | 119                             | 598             | 131             | 612             | 70001332    |             |
| 16                 | 70000661 | 130/70-16  | 61P  | TL*          | 3.50              | 3.00-4.00                     | 129                             | 588             | 142             | 600             |             |             |
| 16                 | 70001098 | 130/70R16  | 61S  | TL*          | 3.50              | 3.00-4.00                     | 129                             | 588             | 142             | 600             |             |             |
| 16                 | 70000672 | 140/70-16  | 65P  | TL*          | 3.75              | 3.50-4.50                     | 139                             | 602             | 153             | 616             |             |             |
| 16                 | 70000673 | 140/70-16  | 65S  | TL*          | 3.75              | 3.50-4.50                     | 139                             | 602             | 153             | 616             |             |             |
| <b>VOOR/ACHTER</b> |          |            |      |              |                   |                               |                                 |                 |                 |                 |             |             |
| 10                 | 70000676 | 3.50-10    | 51P  | TL*          | 2.50              | 2.15-2.50                     | 92                              | 437             | 99              | 448             | 70001313    | 70001314    |
| 10                 | 70000682 | 90/90-10   | 50J  | TL*          | 2.15              | 1.85-2.50                     | 90                              | 416             | 97              | 428             | 70001313    | 70001314    |



# TOURING FORCE-SC

| Inch | Code     | Bandenmaat | LI/SS | Type (TL/TT) | Veigbreedte meten | Toegestaan bereik velgbreedte | Afmetingen band E.T.R.T.O. (mm) |                 |                 |                 | Buisoptie 1 | Buisoptie 2 |
|------|----------|------------|-------|--------------|-------------------|-------------------------------|---------------------------------|-----------------|-----------------|-----------------|-------------|-------------|
|      |          |            |       |              |                   |                               | Ontwerp                         |                 | Max. in gebruik |                 |             |             |
|      |          |            |       |              |                   |                               | Sectie-breedte                  | Totale diameter | Totale breedte  | Totale diameter |             |             |
| 10   | 70001196 | 90/90-10   | 50M   | TL*          | 2.15              | 1.85-2.50                     | 90                              | 416             | 97              | 428             | 70001313    | 70001314    |
| 10   | 70000626 | 100/80-10  | 53L   | TL*          | 2.50              | 2.15-2.75                     | 101                             | 414             | 109             | 426             | 70001313    | 70001314    |
| 10   | 70000639 | 120/70-10  | 54L   | TL*          | 3.50              | 2.75-3.75                     | 122                             | 422             | 132             | 434             | 70001357    |             |
| 10   | 70000654 | 120/90-10  | 66L   | TL*          | 2.75              | 2.50-3.00                     | 119                             | 470             | 129             | 486             | 70001357    |             |
| 12   | 70000630 | 110/70-12  | 47P   | TL*          | 3.00              | 2.50-3.50                     | 110                             | 459             | 119             | 469             |             |             |
| 12   | 70000635 | 110/80-12  | 61L   | TL*          | 2.50              | 2.15-3.00                     | 109                             | 481             | 118             | 493             |             |             |
| 12   | 70000640 | 120/70-12  | 51L   | TL*          | 3.50              | 2.75-3.75                     | 122                             | 473             | 132             | 485             | 70001359    | 70001358    |
| 12   | 70000641 | 120/70-12  | 51S   | TL*          | 3.50              | 2.75-3.75                     | 122                             | 473             | 132             | 485             | 70001359    | 70001358    |
| 12   | 70000658 | 130/70-12  | 56L   | TL*          | 3.50              | 3.00-4.00                     | 129                             | 487             | 139             | 499             | 70001359    | 70001358    |
| 13   | 70000632 | 110/70-13  | 48S   | TL*          | 3.00              | 2.50-3.50                     | 110                             | 484             | 121             | 494             |             |             |
| 13   | 70000655 | 130/60-13  | 53J   | TL*          | 3.50              | 3.00-4.00                     | 129                             | 486             | 142             | 496             | 70001359    | 70001358    |
| 14   | 70000679 | 80/90-14   | 40P   | TL*          | 1.85              | 1.60-2.15                     | 80                              | 500             | 88              | 510             |             |             |
| 14   | 70000683 | 90/90-14   | 46P   | TL*          | 2.15              | 1.85-2.50                     | 90                              | 518             | 99              | 530             | 70001323    |             |
| 14   | 70000645 | 120/70-14  | 55L   | TL*          | 3.50              | 2.75-3.75                     | 122                             | 524             | 134             | 536             |             |             |
| 14   | 70000646 | 120/70-14  | 55P   | TL*          | 3.50              | 2.75-3.75                     | 122                             | 524             | 134             | 536             |             |             |
| 14   | 70000647 | 120/70-14  | 55S   | TL*          | 3.50              | 2.75-3.75                     | 122                             | 524             | 134             | 536             |             |             |
| 14   | 70000652 | 120/80-14  | 58S   | TL*          | 2.75              | 2.50-3.00                     | 119                             | 548             | 131             | 562             |             |             |
| 16   | 70000627 | 100/80-16  | 50P   | TL*          | 2.50              | 2.15-2.75                     | 101                             | 566             | 111             | 578             | 70001331    |             |
| 16   | 70000633 | 110/70-16  | 52P   | TL*          | 3.00              | 2.50-3.50                     | 110                             | 560             | 121             | 570             |             |             |
| 16   | 70000634 | 110/70-16  | 52S   | TL*          | 3.00              | 2.50-3.50                     | 110                             | 560             | 121             | 570             |             |             |

## REINFORCED

### ACHTER

|    |          |           |     |     |      |           |     |     |     |     |          |          |
|----|----------|-----------|-----|-----|------|-----------|-----|-----|-----|-----|----------|----------|
| 10 | 70000657 | 130/70-10 | 59P | TL* | 3.50 | 3.00-4.00 | 129 | 436 | 139 | 448 | 70001357 |          |
| 12 | 70000668 | 140/70-12 | 65P | TL* | 4.00 | 3.50-4.50 | 141 | 501 | 152 | 515 | 70001359 | 70001358 |
| 13 | 70000660 | 130/70-13 | 63P | TL* | 3.50 | 3.00-4.00 | 129 | 512 | 142 | 524 | 70001359 | 70001358 |
| 13 | 70000665 | 140/60-13 | 63P | TL* | 3.75 | 3.50-4.50 | 139 | 498 | 153 | 510 | 70001359 | 70001358 |
| 14 | 70000666 | 140/60-14 | 64P | TL* | 3.75 | 3.50-4.50 | 139 | 524 | 153 | 536 |          |          |
| 14 | 70000667 | 140/60-14 | 64S | TL* | 3.75 | 3.50-4.50 | 139 | 524 | 153 | 536 |          |          |
| 14 | 70000669 | 140/70-14 | 68P | TL* | 3.75 | 3.50-4.50 | 139 | 552 | 153 | 566 |          |          |
| 14 | 70000670 | 140/70-14 | 68S | TL* | 3.75 | 3.50-4.50 | 139 | 552 | 153 | 566 |          |          |
| 15 | 70000671 | 140/70-15 | 69P | TL* | 3.75 | 3.50-4.50 | 139 | 577 | 142 | 591 |          |          |

### VOOR/ACHTER

|    |          |           |     |     |      |           |     |     |     |     |          |          |
|----|----------|-----------|-----|-----|------|-----------|-----|-----|-----|-----|----------|----------|
| 10 | 70000628 | 100/90-10 | 61J | TL* | 2.50 | 2.15-2.75 | 101 | 434 | 109 | 444 | 70001357 | 70001314 |
| 10 | 70001195 | 100/90-10 | 61M | TL* | 2.50 | 2.15-2.75 | 101 | 434 | 109 | 444 | 70001357 | 70001314 |
| 12 | 70000631 | 110/70-12 | 56M | TL* | 3.00 | 2.50-3.50 | 110 | 459 | 119 | 469 |          |          |
| 12 | 70000642 | 120/70-12 | 58P | TL* | 3.50 | 2.75-3.75 | 122 | 473 | 132 | 485 | 70001359 | 70001358 |
| 12 | 70000659 | 130/70-12 | 64P | TL* | 3.50 | 3.00-4.00 | 129 | 487 | 139 | 499 | 70001359 | 70001358 |
| 13 | 70000656 | 130/60-13 | 60P | TL* | 3.50 | 3.00-4.00 | 129 | 486 | 142 | 496 | 70001359 | 70001358 |
| 14 | 70000677 | 80/80-14  | 53L | TL* | 1.85 | 1.60-2.15 | 80  | 484 | 88  | 492 |          |          |
| 14 | 70000625 | 100/70-14 | 53L | TL* | 2.50 | 2.50-3.00 | 100 | 498 | 110 | 507 |          |          |
| 14 | 70000629 | 100/90-14 | 57P | TL* | 2.50 | 2.15-2.75 | 101 | 536 | 111 | 548 |          |          |
| 16 | 70000678 | 80/80-16  | 45P | TL* | 1.85 | 1.60-2.15 | 80  | 534 | 88  | 542 |          |          |
| 16 | 70000680 | 80/90-16  | 48P | TL* | 1.85 | 1.60-2.15 | 80  | 550 | 88  | 560 | 70001327 | 70001328 |
| 16 | 70000681 | 90/80-16  | 51P | TL* | 2.15 | 1.85-2.50 | 90  | 550 | 99  | 560 |          |          |



# MG-20 MONSUM



- Speciaal ontworpen voor de uitdagende dagelijkse trajecten in de stad op alle soorten onverharde wegen en zelfs in de meest extreme weersomstandigheden.
- Speciale M+S-profielontwerp voor een gegarandeerde lange levensduur en optimale grip en er zijn ook speciale versies beschikbaar voor racen.
- Ontworpen voor alle sportieve en klassieke scootermodellen.

| Inch        | Code     | Bandenmaat | L/SS | Type (TL/TT) | Velgbreedte meten | Toegestaan bereik velgbreedte | Afmetingen band E.T.R.T.O. (mm) |                 |                 |                 | Buisoptie 1 | Buisoptie 2 |
|-------------|----------|------------|------|--------------|-------------------|-------------------------------|---------------------------------|-----------------|-----------------|-----------------|-------------|-------------|
|             |          |            |      |              |                   |                               | Ontwerp                         |                 | Max. in gebruik |                 |             |             |
|             |          |            |      |              |                   |                               | Sectie-breedte                  | Totale diameter | Totale breedte  | Totale diameter |             |             |
| VOOR/ACHTER |          |            |      |              |                   |                               |                                 |                 |                 |                 |             |             |
| 10          | 70000701 | 3.50-10    | 51P  | TL*          | 2.50              | 2.15-2.50                     | 92                              | 437             | 99              | 448             | 70001313    | 70001314    |
| 10          | 70000691 | 120/70-10  | 54L  | TL*          | 3.50              | 2.75-3.75                     | 122                             | 422             | 132             | 434             | 70001357    |             |
| 10          | 70000697 | 120/90-10  | 57L  | TL*          | 2.75              | 2.50-3.00                     | 119                             | 470             | 129             | 486             | 70001357    |             |
| 11          | 70000689 | 110/70-11  | 45L  | TL*          | 3.00              | 2.50-3.50                     | 110                             | 433             | 121             | 442             | 70001357    |             |
| 11          | 70000693 | 120/70-11  | 56L  | TL*          | 3.50              | 2.75-3.75                     | 122                             | 447             | 132             | 459             | 70001357    |             |
| 12          | 70000695 | 120/70-12  | 58P  | TL*          | 3.50              | 2.75-3.75                     | 122                             | 473             | 132             | 485             | 70001359    | 70001358    |
| 12          | 70000698 | 130/70-12  | 62P  | TL*          | 3.50              | 3.00-4.00                     | 129                             | 487             | 139             | 499             | 70001359    | 70001358    |
| 12          | 70000703 | 90/90-12   | 54J  | TL*          | 2.15              | 1.85-2.50                     | 90                              | 467             | 97              | 479             |             |             |

## WHITE WALL

|             |          |           |     |     |      |           |     |     |     |     |          |          |
|-------------|----------|-----------|-----|-----|------|-----------|-----|-----|-----|-----|----------|----------|
| VOOR/ACHTER |          |           |     |     |      |           |     |     |     |     |          |          |
| 10          | 70000702 | 3.50-10   | 51P | TL* | 2.50 | 2.15-2.50 | 92  | 437 | 99  | 448 | 70001313 | 70001314 |
| 10          | 70000692 | 120/70-10 | 54L | TL* | 3.50 | 2.75-3.75 | 122 | 422 | 132 | 434 | 70001357 |          |
| 11          | 70000690 | 110/70-11 | 45L | TL* | 3.00 | 2.50-3.50 | 110 | 433 | 121 | 442 | 70001357 |          |
| 11          | 70000694 | 120/70-11 | 56L | TL* | 3.50 | 2.75-3.75 | 122 | 447 | 132 | 459 | 70001357 |          |
| 12          | 70000696 | 120/70-12 | 58P | TL* | 3.50 | 2.75-3.75 | 122 | 473 | 132 | 485 | 70001359 | 70001358 |
| 12          | 70000699 | 130/70-12 | 62P | TL* | 3.50 | 3.00-4.00 | 129 | 487 | 139 | 499 | 70001359 | 70001358 |

## HARD

|             |          |         |     |     |      |           |    |     |    |     |          |  |
|-------------|----------|---------|-----|-----|------|-----------|----|-----|----|-----|----------|--|
| VOOR/ACHTER |          |         |     |     |      |           |    |     |    |     |          |  |
| 10          | 70000700 | 3.50-10 | 51P | TL* | 2.50 | 2.15-2.50 | 92 | 437 | 99 | 448 | 70001313 |  |





# MC-17



- Speciaal ontworpen voor de dagelijkse trajecten op alle soorten verharde en onverharde wegen en in alle weersomstandigheden.
- De speciale, duurzame samenstelling zorgt voor uitstekende tractie, stabiliteit en comfort, zelfs op hoge snelheid.
- Ontworpen voor alle scootermodellen.

| Inch        | Code     | Bandenmaat | LI/SS | Type (TL/TT) | Velgbreedte meten | Toegestaan bereik velgbreedte | Afmetingen band E.T.R.T.O. (mm) |                 |                 |                 | Buisoptie 1 |
|-------------|----------|------------|-------|--------------|-------------------|-------------------------------|---------------------------------|-----------------|-----------------|-----------------|-------------|
|             |          |            |       |              |                   |                               | Ontwerp                         |                 | Max. in gebruik |                 |             |
|             |          |            |       |              |                   |                               | Sectie-breedte                  | Totale diameter | Totale breedte  | Totale diameter |             |
| VOOR/ACHTER |          |            |       |              |                   |                               |                                 |                 |                 |                 |             |
| 10          | 70000684 | 120/90-10  | 56J   | TL*          | 2.75              | 2.50-3.00                     | 119                             | 470             | 129             | 486             | 70001357    |
| 10          | 70000685 | 130/90-10  | 61J   | TL*          | 3.00              | 2.50-3.50                     | 129                             | 488             | 139             | 504             | 70001357    |
| 10          | 70000686 | 150/80-10  | 65 L  | TL*          | 3.50              | 3.00-4.25                     | 150                             | 494             | 165             | 510             |             |

# MC-19



- Speciaal ontworpen voor de dagelijkse trajecten op alle soorten verharde en onverharde wegen en in alle weersomstandigheden.
- De speciale, duurzame samenstelling zorgt voor uitstekende tractie, stabiliteit en comfort, zelfs op hoge snelheid.
- Ontworpen voor alle scootermodellen.

| Inch        | Code     | Bandenmaat | LI/SS | Type (TL/TT) | Velgbreedte meten | Toegestaan bereik velgbreedte | Afmetingen band E.T.R.T.O. (mm) |                 |                 |                 | Buisoptie 1 | Buisoptie 2 |
|-------------|----------|------------|-------|--------------|-------------------|-------------------------------|---------------------------------|-----------------|-----------------|-----------------|-------------|-------------|
|             |          |            |       |              |                   |                               | Ontwerp                         |                 | Max. in gebruik |                 |             |             |
|             |          |            |       |              |                   |                               | Sectie-breedte                  | Totale diameter | Totale breedte  | Totale diameter |             |             |
| VOOR/ACHTER |          |            |       |              |                   |                               |                                 |                 |                 |                 |             |             |
| 12          | 70000687 | 120/80-12  | 55J   | TL*          | 2.75              | 2.50-3.00                     | 119                             | 497             | 129             | 511             | 70001359    | 70001358    |
| 12          | 70000688 | 130/80-12  | 60J   | TL*          | 3.00              | 2.50-3.50                     | 129                             | 513             | 139             | 527             | 70001359    | 70001358    |

# MC-32 WIN SCOOT



- Speciaal ontworpen voor de uitdagende dagelijkse trajecten in de stad op alle soorten verharde en onverharde wegen, zelfs in de meest extreme weersomstandigheden.
- Het agressieve M+S-profielontwerp, de lamellen en hoogwaardige wintersamenstelling zorgen voor betere tractie en optimale grip bij lage temperaturen of sneeuw.
- Ontworpen voor alle scootermodellen. Geschikt voor het monteren van spikes.

| Inch        | Code     | Bandenmaat | L/SS | Type (TL/TT) | Velgbreedte meten | Toegestaan bereik velgbreedte | Afmetingen band E.T.R.T.O. (mm) |                 |                 |                 | Buisoptie 1 | Buisoptie 2 |
|-------------|----------|------------|------|--------------|-------------------|-------------------------------|---------------------------------|-----------------|-----------------|-----------------|-------------|-------------|
|             |          |            |      |              |                   |                               | Ontwerp                         |                 | Max. in gebruik |                 |             |             |
|             |          |            |      |              |                   |                               | Sectie-breedte                  | Totale diameter | Totale breedte  | Totale diameter |             |             |
| VOOR/ACHTER |          |            |      |              |                   |                               |                                 |                 |                 |                 |             |             |
| 10          | 70000715 | 3.50-10    | 51P  | TL*          | 2.50              | 2.15-2.50                     | 92                              | 437             | 99              | 448             | 70001313    | 70001314    |
| 10          | 70000706 | 100/80-10  | 53P  | TL*          | 2.50              | 2.15-2.75                     | 101                             | 414             | 109             | 426             | 70001313    | 70001314    |
| 10          | 70000709 | 120/70-10  | 54P  | TL/TT        | 3.50              | 2.75-3.75                     | 122                             | 422             | 132             | 434             | 70001357    |             |
| 12          | 70000710 | 120/70-12  | 58P  | TL*          | 3.50              | 2.75-3.75                     | 122                             | 473             | 132             | 485             | 70001359    | 70001358    |
| 12          | 70000714 | 130/70-12  | 62P  | TL*          | 3.50              | 3.00-4.00                     | 129                             | 487             | 139             | 499             | 70001359    | 70001358    |
| 13          | 70000713 | 130/60-13  | 60P  | TL*          | 3.50              | 3.00-4.00                     | 129                             | 486             | 142             | 496             | 70001359    | 70001358    |
| 14          | 70000716 | 80/80-14   | 53L  | TL/TT        | 1.85              | 1.60-2.15                     | 80                              | 484             | 88              | 492             |             |             |
| 14          | 70000708 | 110/80-14  | 59P  | TL/TT        | 2.50              | 2.15-3.00                     | 109                             | 532             | 120             | 544             |             |             |
| 16          | 70000717 | 90/80-16   | 52P  | TL/TT        | 2.15              | 1.85-2.50                     | 90                              | 550             | 99              | 560             | 70001328    |             |
| 16          | 70000707 | 100/80-16  | 50P  | TL*          | 2.50              | 2.15-2.75                     | 101                             | 566             | 111             | 578             |             |             |



# MC-35 S-RACER 2.0



- Ontworpen om te racen, maar klaar voor gebruik op de openbare weg.
- De hoogwaardige rubbersamenstelling zorgt voor geweldige grip in bochten en bij gas geven. Verkrijgbaar in Standaard, Medium, Soft en Super Soft-versies.
- Ontworpen voor alle racing- en sportscoottermodellen.

| Inch               | Code     | Bandenmaat | L/SS | Type (TL/TT) | Velgbreedte meten | Toegestaan bereik velgbreedte | Afmetingen band E.T.R.T.O. (mm) |                 |                 |                 | Buisoptie 1 | Buisoptie 2 |
|--------------------|----------|------------|------|--------------|-------------------|-------------------------------|---------------------------------|-----------------|-----------------|-----------------|-------------|-------------|
|                    |          |            |      |              |                   |                               | Ontwerp                         |                 | Max. in gebruik |                 |             |             |
|                    |          |            |      |              |                   |                               | Sectie-breedte                  | Totale diameter | Totale breedte  | Totale diameter |             |             |
| <b>VOOR/ACHTER</b> |          |            |      |              |                   |                               |                                 |                 |                 |                 |             |             |
| 10                 | 70000758 | 3.50-10    | 51P  | TL*          | 2.50              | 2.15-2.50                     | 92                              | 437             | 99              | 448             | 70001313    | 70001314    |
| 10                 | 70001165 | 100/90-10  | 56P  | TL*          | 2.50              | 2.15-2.75                     | 101                             | 434             | 109             | 444             | 70001357    | 70001314    |
| 12                 | 70000750 | 100/90-12  | 49P  | TL*          | 2.50              | 2.15-2.75                     | 101                             | 485             | 109             | 497             | 70001320    | 70001319    |
| 12                 | 70000754 | 120/80-12  | 55P  | TL*          | 2.75              | 2.50-3.00                     | 119                             | 497             | 129             | 511             | 70001359    | 70001358    |

## SOFT

| <b>VOOR/ACHTER</b> |          |           |     |     |      |           |     |     |     |     |          |          |
|--------------------|----------|-----------|-----|-----|------|-----------|-----|-----|-----|-----|----------|----------|
| 10                 | 70000756 | 3.50-10   | 51P | TL* | 2.50 | 2.15-2.50 | 92  | 437 | 99  | 448 | 70001313 | 70001314 |
| 12                 | 70000748 | 100/90-12 | 49P | TL* | 2.50 | 2.15-2.75 | 101 | 485 | 109 | 497 | 70001320 | 70001319 |
| 12                 | 70000752 | 120/80-12 | 55P | TL* | 2.75 | 2.50-3.00 | 119 | 497 | 129 | 511 | 70001359 | 70001358 |

## MEDIUM

| <b>VOOR/ACHTER</b> |          |           |     |     |      |           |     |     |     |     |          |          |
|--------------------|----------|-----------|-----|-----|------|-----------|-----|-----|-----|-----|----------|----------|
| 10                 | 70000755 | 3.50-10   | 51P | TL* | 2.50 | 2.15-2.50 | 92  | 437 | 99  | 448 | 70001313 | 70001314 |
| 10                 | 70000746 | 100/90-10 | 56P | TL* | 2.50 | 2.15-2.75 | 101 | 434 | 109 | 446 | 70001357 | 70001314 |
| 12                 | 70000747 | 100/90-12 | 49P | TL* | 2.75 | 2.15-2.75 | 119 | 497 | 129 | 511 | 70001320 | 70001319 |
| 12                 | 70000751 | 120/80-12 | 55P | TL* | 2.75 | 2.50-3.00 | 119 | 497 | 129 | 511 | 70001359 | 70001358 |

## SUPER SOFT

| <b>VOOR/ACHTER</b> |          |           |     |     |      |           |     |     |     |     |          |          |
|--------------------|----------|-----------|-----|-----|------|-----------|-----|-----|-----|-----|----------|----------|
| 10                 | 70000757 | 3.50-10   | 51P | TL* | 2.50 | 2.15-2.50 | 92  | 437 | 99  | 448 | 70001313 | 70001314 |
| 12                 | 70000749 | 100/90-12 | 49P | TL* | 2.50 | 2.15-2.75 | 101 | 485 | 109 | 497 | 70001320 | 70001319 |
| 12                 | 70000753 | 120/80-12 | 55P | TL* | 2.75 | 2.50-3.00 | 119 | 497 | 129 | 511 | 70001359 | 70001358 |



# MC-34



- Ontworpen voor straatraces, perfecte sportoptie op verharde wegen.
- De hoogwaardige rubbersamenstelling zorgt voor geweldige grip in bochten en bij gas geven. Verkrijgbaar in Standaard en Super Soft-versies.
- Ontworpen voor alle racing- en sportscootermodellen.

| Inch        | Code     | Bandenmaat | U/SS | Type (TL/TT) | Veelbreedte meten | Toegestaan bereik veelbreedte | Afmetingen band E.T.R.T.O. (mm) |                 |                 |                 | Buisoptie 1 | Buisoptie 2 |
|-------------|----------|------------|------|--------------|-------------------|-------------------------------|---------------------------------|-----------------|-----------------|-----------------|-------------|-------------|
|             |          |            |      |              |                   |                               | Ontwerp                         |                 | Max. in gebruik |                 |             |             |
|             |          |            |      |              |                   |                               | Sectie-breedte                  | Totale diameter | Totale breedte  | Totale diameter |             |             |
| VOOR/ACHTER |          |            |      |              |                   |                               |                                 |                 |                 |                 |             |             |
| 10          | 70000745 | 90/90-10   | 50P  | TL*          | 2.15              | 1.85-2.50                     | 90                              | 416             | 97              | 428             | 70001313    | 70001314    |
| 10          | 70000738 | 100/90-10  | 56P  | TL*          | 2.50              | 2.15-2.75                     | 101                             | 434             | 109             | 446             | 70001357    | 70001314    |
| 12          | 70000739 | 110/70-12  | 53P  | TL*          | 3.00              | 2.50-3.50                     | 110                             | 459             | 119             | 469             | 70001358    |             |
| 12          | 70000741 | 120/70-12  | 51P  | TL*          | 3.50              | 2.75-3.75                     | 122                             | 473             | 132             | 485             | 70001359    | 70001358    |
| 12          | 70000743 | 130/70-12  | 62P  | TL*          | 3.50              | 3.00-4.00                     | 129                             | 487             | 139             | 499             | 70001359    | 70001358    |

## SUPER SOFT

| VOOR/ACHTER |          |           |     |     |      |           |     |     |     |     |          |          |
|-------------|----------|-----------|-----|-----|------|-----------|-----|-----|-----|-----|----------|----------|
| 10          | 70000744 | 90/90-10  | 50P | TL* | 2.15 | 1.85-2.50 | 90  | 416 | 97  | 428 | 70001313 | 70001314 |
| 10          | 70000737 | 100/90-10 | 56P | TL* | 2.50 | 2.15-2.75 | 101 | 434 | 109 | 446 | 70001314 |          |
| 12          | 70000740 | 120/70-12 | 51P | TL* | 3.50 | 2.75-3.75 | 122 | 473 | 132 | 485 | 70001359 | 70001358 |
| 12          | 70000742 | 130/70-12 | 62P | TL* | 3.50 | 3.00-4.00 | 129 | 487 | 139 | 499 | 70001359 | 70001358 |





# MG-20 MONSUM



- Speciale versie van de reeks, ontwikkeld voor racen op nat wegdek.
- De hoogwaardige rubbersamenstelling garandeert uitstekende grip en stabiliteit op hoge snelheden op nat wegdek.
- Ontworpen voor racescooters.

| Inch | Code | Bandenmaat | LI/SS | Type (TL/TT) | Streepleur | Velgbreedte meten | Toegestaan bereik velgbreedte | Afmetingen band E.T.R.T.O. (mm) |                 |                 |                 | Buisoptie 1 | Buisoptie 2 |
|------|------|------------|-------|--------------|------------|-------------------|-------------------------------|---------------------------------|-----------------|-----------------|-----------------|-------------|-------------|
|      |      |            |       |              |            |                   |                               | Ontwerp                         |                 | Max. in gebruik |                 |             |             |
|      |      |            |       |              |            |                   |                               | Sectie-breedte                  | Totale diameter | Totale breedte  | Totale diameter |             |             |

## RACING RAIN

### VOOR/ACHTER

|    |          |           |     |     |  |      |           |     |     |     |     |          |          |
|----|----------|-----------|-----|-----|--|------|-----------|-----|-----|-----|-----|----------|----------|
| 10 | 70000761 | 3.50-10   | 51P | TL* |  | 2.50 | 2.15-2.50 | 92  | 437 | 99  | 448 | 70001313 | 70001314 |
| 12 | 70000759 | 100/90-12 | 49P | TL* |  | 2.50 | 2.15-2.75 | 101 | 485 | 109 | 497 | 70001320 | 70001319 |
| 12 | 70000760 | 120/80-12 | 55P | TL* |  | 2.75 | 2.50-3.00 | 119 | 497 | 129 | 511 | 70001359 | 70001358 |





# MC-12



- Speciaal ontworpen voor de dagelijkse trajecten en geschikt voor nog uitdagendere wegomstandigheden.
- De speciale samenstelling zorgt voor geweldige prestaties, tractie en comfort.
- Ontworpen voor klassieke scooters.

| Inch        | Code     | Bandenmaat | LI/SS | Type (TL/TT) | Velgbreedte meten | Toegestaan bereik velgbreedte | Afmetingen band E.T.R.T.O. (mm) |                 |                 |                 | Buisoptie 1 | Buisoptie 2 |
|-------------|----------|------------|-------|--------------|-------------------|-------------------------------|---------------------------------|-----------------|-----------------|-----------------|-------------|-------------|
|             |          |            |       |              |                   |                               | Ontwerp                         |                 | Max. in gebruik |                 |             |             |
|             |          |            |       |              |                   |                               | Secctie-breedte                 | Totale diameter | Totale breedte  | Totale diameter |             |             |
| VOOR/ACHTER |          |            |       |              |                   |                               |                                 |                 |                 |                 |             |             |
| 10          | 70000718 | 3.00-10    | 42J   | TL/TT        | 2.15              | 1.85-2.50                     | 80                              | 413             | 86              | 422             | 70001313    | 70001314    |

## WHITE WALL

|             |          |         |     |       |      |           |    |     |    |     |          |          |
|-------------|----------|---------|-----|-------|------|-----------|----|-----|----|-----|----------|----------|
| VOOR/ACHTER |          |         |     |       |      |           |    |     |    |     |          |          |
| 10          | 70000719 | 3.00-10 | 42J | TL/TT | 2.15 | 1.85-2.50 | 80 | 413 | 86 | 422 | 70001313 | 70001314 |

# MC-22 ELEGANCE



- Speciaal ontworpen voor de dagelijkse trajecten op alle soorten verharde wegen en in alle weersomstandigheden.\*
- De speciale samenstelling zorgt voor geweldige tractie, stabiliteit en comfort.
- Ontworpen voor klassieke scooters.

\*Uiteraard niet aanbevolen op ijs en/of sneeuw.

| Inch        | Code     | Bandenmaat | LI/SS | Type (TL/TT) | Velgbreedte meten | Toegestaan bereik velgbreedte | Afmetingen band E.T.R.T.O. (mm) |                 |                 |                 | Buisoptie 1 |  |
|-------------|----------|------------|-------|--------------|-------------------|-------------------------------|---------------------------------|-----------------|-----------------|-----------------|-------------|--|
|             |          |            |       |              |                   |                               | Ontwerp                         |                 | Max. in gebruik |                 |             |  |
|             |          |            |       |              |                   |                               | Secctie-breedte                 | Totale diameter | Totale breedte  | Totale diameter |             |  |
| VOOR/ACHTER |          |            |       |              |                   |                               |                                 |                 |                 |                 |             |  |
| 10          | 70000735 | 120/70-10  | 54L   | TL*          | 3.50              | 2.75-3.75                     | 122                             | 422             | 132             | 434             | 70001357    |  |

## WHITE WALL

|             |          |           |     |     |      |           |     |     |     |     |          |  |
|-------------|----------|-----------|-----|-----|------|-----------|-----|-----|-----|-----|----------|--|
| VOOR/ACHTER |          |           |     |     |      |           |     |     |     |     |          |  |
| 10          | 70000736 | 120/70-10 | 54L | TL* | 3.50 | 2.75-3.75 | 122 | 422 | 132 | 434 | 70001357 |  |



# B-13



- Speciaal ontworpen voor de dagelijkse trajecten op alle soorten verharde wegen en in alle weersomstandigheden.\*
- De speciale samenstelling zorgt voor uitstekende tractie, stabiliteit en comfort.
- Ontworpen voor klassieke scooters.

\*Uiteraard niet aanbevolen op ijs en/of sneeuw.

| Inch        | Code     | Bandenmaat | LI/SS | Type (TL/TT) | Velgbreedte meten | Toegestaan bereik velgbreedte | Afmetingen band E.T.R.T.O. (mm) |                 |                 |                 | Buisoptie 1 |
|-------------|----------|------------|-------|--------------|-------------------|-------------------------------|---------------------------------|-----------------|-----------------|-----------------|-------------|
|             |          |            |       |              |                   |                               | Ontwerp                         |                 | Max. in gebruik |                 |             |
|             |          |            |       |              |                   |                               | Sectie-breedte                  | Totale diameter | Totale breedte  | Totale diameter |             |
| VOOR/ACHTER |          |            |       |              |                   |                               |                                 |                 |                 |                 |             |
| 8           | 70000720 | 3.50-8     | 46J   | TT           | 2.50              | 2.15-2.50                     | 92                              | 386             | 99              | 397             | 70001312    |
| 8           | 70000724 | 4.00-8C    | 71J   | TT           | 2.50              | 2.50-3.00                     | 108                             | 415             | 117             | 427             | 70001312    |
| 8           | 70000723 | 4.00-8C    | 66N   | TL/TT        | 2.50              | 2.50-3.00                     | 108                             | 415             | 117             | 427             | 70001312    |

# WHITE WALL

|             |          |         |     |    |      |           |     |     |     |     |          |
|-------------|----------|---------|-----|----|------|-----------|-----|-----|-----|-----|----------|
| VOOR/ACHTER |          |         |     |    |      |           |     |     |     |     |          |
| 8           | 70000721 | 3.50-8  | 46J | TT | 2.50 | 2.15-2.50 | 92  | 386 | 99  | 397 | 70001312 |
| 8           | 70000722 | 4.00-8C | 66J | TT | 2.50 | 2.50-3.00 | 108 | 415 | 117 | 427 | 70001312 |

# S-05



- Speciaal ontworpen voor de dagelijkse trajecten op alle soorten verharde wegen en in alle weersomstandigheden.\*
- De speciale samenstelling zorgt voor uitstekende tractie, stabiliteit en comfort.
- Ontworpen voor klassieke scooters.

\*Uiteraard niet aanbevolen op ijs en/of sneeuw.

| Inch        | Code     | Bandenmaat | LI/SS | Type (TL/TT) | Velgbreedte meten | Toegestaan bereik velgbreedte | Afmetingen band E.T.R.T.O. (mm) |                 |                 |                 | Buisoptie 1 | Buisoptie 2 |
|-------------|----------|------------|-------|--------------|-------------------|-------------------------------|---------------------------------|-----------------|-----------------|-----------------|-------------|-------------|
|             |          |            |       |              |                   |                               | Ontwerp                         |                 | Max. in gebruik |                 |             |             |
|             |          |            |       |              |                   |                               | Sectie-breedte                  | Totale diameter | Totale breedte  | Totale diameter |             |             |
| VOOR/ACHTER |          |            |       |              |                   |                               |                                 |                 |                 |                 |             |             |
| 12          | 70000730 | 3.25-12    | 55J   | TT           | 2.15              | 1.60-2.15                     | 88                              | 475             | 95              | 487             | 70001320    | 70001319    |
| 12          | 70000731 | 3.50-12    | 64J   | TT           | 2.50              | 2.15-2.50                     | 92                              | 488             | 99              | 501             | 70001320    | 70001319    |





# B-14



- Speciaal ontworpen voor de dagelijkse trajecten op alle soorten verharde wegen en in alle weersomstandigheden.\*
- De speciale samenstelling zorgt voor uitstekende tractie, stabiliteit en comfort.
- Ontworpen voor klassieke scooters.

\*Uiteraard niet aanbevolen op ijs en/of sneeuw.

| Inch        | Code     | Bandenmaat | LI/SS | Type (TL/TT) | Velgbreedte meten | Toegestaan bereik velgbreedte | Afmetingen band E.T.R.T.O. (mm) |                 |                 |                 | Buisoptie 1 | Buisoptie 2 |
|-------------|----------|------------|-------|--------------|-------------------|-------------------------------|---------------------------------|-----------------|-----------------|-----------------|-------------|-------------|
|             |          |            |       |              |                   |                               | Ontwerp                         |                 | Max. in gebruik |                 |             |             |
|             |          |            |       |              |                   |                               | Settle-breedte                  | Totale diameter | Totale breedte  | Totale diameter |             |             |
| VOOR/ACHTER |          |            |       |              |                   |                               |                                 |                 |                 |                 |             |             |
| 10          | 70000726 | 3.50-10    | 59J   | TT           | 2.50              | 2.15-2.50                     | 92                              | 437             | 99              | 448             | 70001313    | 70001314    |
| 10          | 70000727 | 4.00-10C   | 69J   | TT           | 2.50              | 2.50-3.00                     | 114                             | 465             | 120             | 480             | 70001357    |             |
| 10          | 70000728 | 4.00-10C   | 74J   | TL/TT        | 2.50              | 2.50-3.00                     | 114                             | 465             | 120             | 480             | 70001357    |             |

# WHITE WALL

|             |          |         |     |    |      |           |    |     |    |     |          |          |
|-------------|----------|---------|-----|----|------|-----------|----|-----|----|-----|----------|----------|
| VOOR/ACHTER |          |         |     |    |      |           |    |     |    |     |          |          |
| 10          | 70000725 | 3.50-10 | 51J | TT | 2.50 | 2.15-2.50 | 92 | 437 | 99 | 448 | 70001313 | 70001314 |

# MC-5



- Speciaal ontworpen voor de dagelijkse trajecten op alle soorten verharde wegen en in alle weersomstandigheden.\*
- De speciale samenstelling zorgt voor uitstekende tractie, stabiliteit en comfort.
- Ontworpen voor klassieke scooters.

\*Uiteraard niet aanbevolen op ijs en/of sneeuw.

| Inch        | Code     | Bandenmaat | LI/SS | Type (TL/TT) | Velgbreedte meten | Toegestaan bereik velgbreedte | Afmetingen band E.T.R.T.O. (mm) |                 |                 |                 | Buisoptie 1 | Buisoptie 2 |
|-------------|----------|------------|-------|--------------|-------------------|-------------------------------|---------------------------------|-----------------|-----------------|-----------------|-------------|-------------|
|             |          |            |       |              |                   |                               | Ontwerp                         |                 | Max. in gebruik |                 |             |             |
|             |          |            |       |              |                   |                               | Settle-breedte                  | Totale diameter | Totale breedte  | Totale diameter |             |             |
| VOOR/ACHTER |          |            |       |              |                   |                               |                                 |                 |                 |                 |             |             |
| 12          | 70000729 | 3.00-12    | 47J   | TT           | 2.15              | 1.85-2.50                     | 80                              | 464             | 86              | 473             | 70001320    | 70001319    |



# B-8



- Speciaal ontworpen voor de dagelijkse trajecten in de stad op alle soorten verharde wegen en in alle weersomstandigheden.\*
- De speciale samenstelling garandeert geweldige tractie, stabiliteit en extreme duurzaamheid.
- Ontworpen voor brommers en motorfietsen met lage en gemiddelde cilinderinhoud.

\*Uiteraard niet aanbevolen op ijs en/of sneeuw.

| Inch        | Code     | Bandenmaat         | LI/SS | Type (TL/TT) | Velgbreedte meten | Toegestaan bereik velgbreedte | Afmetingen band E.T.R.T.O. (mm) |                 |                 |                 | Buisoptie 1 | Buisoptie 1 |
|-------------|----------|--------------------|-------|--------------|-------------------|-------------------------------|---------------------------------|-----------------|-----------------|-----------------|-------------|-------------|
|             |          |                    |       |              |                   |                               | Ontwerp                         |                 | Max. in gebruik |                 |             |             |
|             |          |                    |       |              |                   |                               | Sectie-breedte                  | Totale diameter | Totale breedte  | Totale diameter |             |             |
| VOOR/ACHTER |          |                    |       |              |                   |                               |                                 |                 |                 |                 |             |             |
| 16          | 70000795 | 2 1/4-16 (2.25-16) | 38J   | TT           | 1.50              | 1.20-1.60                     | 62                              | 532             | 66              | 540             | 70001330    | 70001329    |
| 16          | 70000794 | 2 1/2-16 (2.50-16) | 42J   | TT           | 1.50              | 1.35-1.60                     | 68                              | 548             | 72              | 558             | 70001328    | 70001329    |

## WHITE WALL

|             |          |                    |     |    |      |           |    |     |    |     |          |          |
|-------------|----------|--------------------|-----|----|------|-----------|----|-----|----|-----|----------|----------|
| VOOR/ACHTER |          |                    |     |    |      |           |    |     |    |     |          |          |
| 16          | 70000796 | 2 1/4-16 (2.25-16) | 38J | TT | 1.50 | 1.20-1.60 | 62 | 532 | 66 | 540 | 70001330 | 70001329 |

# B-7



- Speciaal ontworpen voor de dagelijkse trajecten in de stad op alle soorten verharde wegen en in alle weersomstandigheden.\*
- De speciale samenstelling garandeert geweldige tractie, stabiliteit en extreme duurzaamheid.
- Ontworpen voor brommers en motorfietsen met lage en gemiddelde cilinderinhoud.

\*Uiteraard niet aanbevolen op ijs en/of sneeuw.

| Inch        | Code     | Bandenmaat         | LI/SS | Type (TL/TT) | Velgbreedte meten | Toegestaan bereik velgbreedte | Afmetingen band E.T.R.T.O. (mm) |                 |                 |                 | Buisoptie 1 | Buisoptie 2 |
|-------------|----------|--------------------|-------|--------------|-------------------|-------------------------------|---------------------------------|-----------------|-----------------|-----------------|-------------|-------------|
|             |          |                    |       |              |                   |                               | Ontwerp                         |                 | Max. in gebruik |                 |             |             |
|             |          |                    |       |              |                   |                               | Sectie-breedte                  | Totale diameter | Totale breedte  | Totale diameter |             |             |
| VOOR/ACHTER |          |                    |       |              |                   |                               |                                 |                 |                 |                 |             |             |
| 17          | 70000793 | 2 3/4-17 (2.75-17) | 47J   | TL/TT        | 1.85              | 1.40-1.85                     | 75                              | 584             | 80              | 594             | 70001340    | 70001334    |

## WHITE WALL

|             |          |                    |     |       |      |           |    |     |    |     |          |          |
|-------------|----------|--------------------|-----|-------|------|-----------|----|-----|----|-----|----------|----------|
| VOOR/ACHTER |          |                    |     |       |      |           |    |     |    |     |          |          |
| 17          | 70000792 | 2 3/4-17 (2.75-17) | 47J | TL/TT | 1.85 | 1.40-1.85 | 75 | 584 | 80 | 594 | 70001340 | 70001334 |



# B-4



- Speciaal ontworpen voor de dagelijkse trajecten in de stad op alle soorten verharde wegen en in alle weersomstandigheden.\*
- De speciale samenstelling garandeert geweldige tractie, stabiliteit en extreme duurzaamheid.
- Ontworpen voor brommers en motorfietsen met lage en gemiddelde cilinderinhoud.

\*Uiteraard niet aanbevolen op ijs en/of sneeuw.

| Inch        | Code     | Bandenmaat         | LI/SS | Type (TL/TT) | Velgbreedte meten | Toegestaan bereik velgbreedte | Afmetingen band E.T.R.T.O. (mm) |                 |                 |                 | Buisoptie 1 | Buisoptie 2 |
|-------------|----------|--------------------|-------|--------------|-------------------|-------------------------------|---------------------------------|-----------------|-----------------|-----------------|-------------|-------------|
|             |          |                    |       |              |                   |                               | Ontwerp                         |                 | Max. in gebruik |                 |             |             |
|             |          |                    |       |              |                   |                               | Sectie-breedte                  | Totale diameter | Totale breedte  | Totale diameter |             |             |
| VOOR/ACHTER |          |                    |       |              |                   |                               |                                 |                 |                 |                 |             |             |
| 17          | 70000788 | 2 1/4-17 (2.25-17) | 39J   | TT           | 1.50              | 1.20-1.60                     | 62                              | 558             | 66              | 566             | 70001339    | 70001329    |
| 17          | 70000787 | 2 1/2-17 (2.50-17) | 43J   | TT           | 1.50              | 1.35-1.60                     | 68                              | 574             | 72              | 584             | 70001340    | 70001334    |
| 18          | 70000790 | 2 1/4-18 (2.25-18) | 42J   | TT           | 1.50              | 1.20-1.60                     | 62                              | 583             | 66              | 591             | 70001348    |             |

# WHITE WALL

|             |          |                    |     |    |      |           |    |     |    |     |          |          |
|-------------|----------|--------------------|-----|----|------|-----------|----|-----|----|-----|----------|----------|
| VOOR/ACHTER |          |                    |     |    |      |           |    |     |    |     |          |          |
| 17          | 70000789 | 2 1/4-17 (2.25-17) | 39J | TT | 1.50 | 1.20-1.60 | 62 | 558 | 66 | 566 | 70001339 | 70001329 |
| 18          | 70000791 | 2 1/4-18 (2.25-18) | 42J | TT | 1.50 | 1.20-1.60 | 62 | 583 | 66 | 591 | 70001348 |          |

# B-3



- Speciaal ontworpen voor de dagelijkse trajecten in de stad op alle soorten verharde wegen en in alle weersomstandigheden.\*
- De speciale samenstelling garandeert geweldige tractie, stabiliteit en extreme duurzaamheid.
- Ontworpen voor brommers en motorfietsen met lage en gemiddelde cilinderinhoud.

\*Uiteraard niet aanbevolen op ijs en/of sneeuw.

| Inch        | Code     | Bandenmaat         | LI/SS | Type (TL/TT) | Velgbreedte meten | Toegestaan bereik velgbreedte | Afmetingen band E.T.R.T.O. (mm) |                 |                 |                 | Buisoptie 1 |  |
|-------------|----------|--------------------|-------|--------------|-------------------|-------------------------------|---------------------------------|-----------------|-----------------|-----------------|-------------|--|
|             |          |                    |       |              |                   |                               | Ontwerp                         |                 | Max. in gebruik |                 |             |  |
|             |          |                    |       |              |                   |                               | Sectie-breedte                  | Totale diameter | Totale breedte  | Totale diameter |             |  |
| VOOR/ACHTER |          |                    |       |              |                   |                               |                                 |                 |                 |                 |             |  |
| 18          | 70000786 | 2 1/2-18 (2.50-18) | 43J   | TT           | 1.50              | 1.35-1.60                     | 68                              | 599             | 72              | 609             | 70001348    |  |



# MG-11



- Speciaal ontworpen voor sportief tijden en dagelijkse trajecten in de stad en is klaar voor alle weersomstandigheden.\*
- De speciale rubbersamenstelling zorgt voor betrouwbare grip en stabiliteit, goede wegligging en geweldige duurzaamheid.
- Ontworpen voor bromfietsen.

\*Uiteraard niet aanbevolen op ijs en/of sneeuw.

| Inch        | Code     | Bandenmaat         | LI/SS | Type (TL/TT) | Velgbreedte meten | Toegestaan bereik velgbreedte | Afmetingen band E.T.R.T.O. (mm) |                 |                 |                 | Buisoptie 1 | Buisoptie 2 |
|-------------|----------|--------------------|-------|--------------|-------------------|-------------------------------|---------------------------------|-----------------|-----------------|-----------------|-------------|-------------|
|             |          |                    |       |              |                   |                               | Ontwerp                         |                 | Max. in gebruik |                 |             |             |
|             |          |                    |       |              |                   |                               | Sectie-breedte                  | Totale diameter | Totale breedte  | Totale diameter |             |             |
| VOOR/ACHTER |          |                    |       |              |                   |                               |                                 |                 |                 |                 |             |             |
| 17          | 70000778 | 2-17 (2.00-17)     | 31J   | TT           | 1.35              | 1.20-1.35                     | 55                              | 544             | 58              | 552             | 70001329    | 70001339    |
| 17          | 70000775 | 2 1/4-17 (2.25-17) | 39J   | TT           | 1.50              | 1.20-1.60                     | 62                              | 558             | 66              | 566             | 70001339    | 70001329    |
| 17          | 70000772 | 2 1/2-17 (2.50-17) | 43J   | TL/TT        | 1.50              | 1.35-1.60                     | 68                              | 574             | 72              | 584             | 70001340    | 70001334    |
| 17          | 70000776 | 2 3/4-17 (2.75-17) | 47J   | TL/TT        | 1.85              | 1.40-1.85                     | 75                              | 584             | 80              | 594             | 70001340    | 70001334    |
| 18          | 70000779 | 2.50-18            | 45P   | TT           | 1.50              | 1.35-1.60                     | 64                              | 593             | 74              | 605             | 70001348    |             |

# WHITE WALL

|             |          |                    |     |       |      |           |    |     |    |     |          |          |
|-------------|----------|--------------------|-----|-------|------|-----------|----|-----|----|-----|----------|----------|
| VOOR/ACHTER |          |                    |     |       |      |           |    |     |    |     |          |          |
| 17          | 70000774 | 2 1/4-17 (2.25-17) | 39J | TT    | 1.50 | 1.20-1.60 | 62 | 558 | 66 | 566 | 70001339 | 70001329 |
| 17          | 70000773 | 2 1/2-17 (2.50-17) | 43J | TL/TT | 1.50 | 1.35-1.60 | 68 | 574 | 72 | 584 | 70001340 | 70001334 |
| 17          | 70000777 | 2 3/4-17 (2.75-17) | 47J | TL/TT | 1.85 | 1.40-1.85 | 75 | 584 | 80 | 594 | 70001340 | 70001334 |





# MC-2



- Speciaal ontworpen voor sportief tijden en dagelijkse trajecten in de stad en is klaar voor alle weersomstandigheden.\*
- De speciale rubbersamenstelling zorgt voor betrouwbare grip en stabiliteit, goede wegligging en geweldige duurzaamheid.
- Ontworpen voor bromfietsen.

\*Uiteraard niet aanbevolen op ijs en/of sneeuw.

| Inch        | Code     | Bandenmaat         | LI/SS | Type (TL/TT) | Velgbreedte meten | Toegestaan bereik velgbreedte | Afmetingen band E.T.R.T.O. (mm) |                 |                 |                 | Buisoptie 1 | Buisoptie 2 |
|-------------|----------|--------------------|-------|--------------|-------------------|-------------------------------|---------------------------------|-----------------|-----------------|-----------------|-------------|-------------|
|             |          |                    |       |              |                   |                               | Ontwerp                         |                 | Max. in gebruik |                 |             |             |
|             |          |                    |       |              |                   |                               | Sectie-breedte                  | Totale diameter | Totale breedte  | Totale diameter |             |             |
| VOOR/ACHTER |          |                    |       |              |                   |                               |                                 |                 |                 |                 |             |             |
| 16          | 70000782 | 2 1/4-16 (2.25-16) | 38J   | TT           | 1.50              | 1.20-1.60                     | 62                              | 532             | 66              | 540             | 70001330    | 70001329    |
| 16          | 70000780 | 2 1/2-16 (2.50-16) | 42J   | TL/TT        | 1.50              | 1.35-1.60                     | 68                              | 548             | 72              | 558             | 70001328    | 70001329    |
| 16          | 70000783 | 2 3/4-16 (2.75-16) | 46J   | TL/TT        | 1.85              | 1.40-1.85                     | 75                              | 558             | 80              | 568             | 70001328    |             |
| 16          | 70000785 | 3 1/4-16 (3.25-16) | 54J   | TL/TT        | 2.15              | 1.85-2.50                     | 81                              | 586             | 94              | 598             | 70001327    |             |

# WHITE WALL

|             |          |                    |     |       |      |           |    |     |    |     |          |          |
|-------------|----------|--------------------|-----|-------|------|-----------|----|-----|----|-----|----------|----------|
| VOOR/ACHTER |          |                    |     |       |      |           |    |     |    |     |          |          |
| 16          | 70000781 | 2 1/2-16 (2.50-16) | 42J | TL/TT | 1.50 | 1.35-1.60 | 68 | 548 | 72 | 558 | 70001328 | 70001329 |
| 16          | 70000784 | 2 3/4-16 (2.75-16) | 46J | TL/TT | 1.85 | 1.40-1.85 | 75 | 558 | 80 | 568 | 70001328 |          |





# MC-51 MEDITERRA



- Speciaal ontworpen voor de dagelijkse trajecten in de stad op alle soorten verharde en onverharde wegen en in alle weersomstandigheden.\*
- De speciale, versterkte samenstelling zorgt voor fantastische grip, duurzaamheid en een geweldige wegligging.
- Ontworpen voor brommers en motorfietsen met lage en gemiddelde cilinderinhoud.

\*Uiteraard niet aanbevolen op ijs en/of sneeuw.

| Inch        | Code     | Bandenmaat | LI/SS | Type (TL/TT) | Velgbreedte meten | Toegestaan bereik velgbreedte | Afmetingen band E.T.R.T.O. (mm) |                 |                 |                 | Buisoptie 1 | Buisoptie 2 |
|-------------|----------|------------|-------|--------------|-------------------|-------------------------------|---------------------------------|-----------------|-----------------|-----------------|-------------|-------------|
|             |          |            |       |              |                   |                               | Ontwerp                         |                 | Max. in gebruik |                 |             |             |
|             |          |            |       |              |                   |                               | Sectie-breedte                  | Totale diameter | Totale breedte  | Totale diameter |             |             |
| VOOR/ACHTER |          |            |       |              |                   |                               |                                 |                 |                 |                 |             |             |
| 17          | 70000799 | 2.50-17    | 43P   | TL*          | 1.50              | 1.35-1.60                     | 64                              | 568             | 70              | 580             | 70001340    | 70001334    |
| 17          | 70000800 | 2.75-17    | 47P   | TL*          | 1.85              | 1.40-1.85                     | 75                              | 588             | 81              | 600             | 70001340    | 70001334    |

# M-02



- Speciaal ontworpen voor de dagelijkse trajecten op alle soorten verharde wegen en in alle weersomstandigheden.\*
- De speciale rubbersamenstelling zorgt voor een prettige wegligging, tractie en hoge duurzaamheid.
- Ontworpen voor brommers en motorfietsen met lage en gemiddelde cilinderinhoud.

\*Uiteraard niet aanbevolen op ijs en/of sneeuw.

| Inch        | Code     | Bandenmaat         | LI/SS | Type (TL/TT) | Velgbreedte meten | Toegestaan bereik velgbreedte | Afmetingen band E.T.R.T.O. (mm) |                 |                 |                 | Buisoptie 1 |  |
|-------------|----------|--------------------|-------|--------------|-------------------|-------------------------------|---------------------------------|-----------------|-----------------|-----------------|-------------|--|
|             |          |                    |       |              |                   |                               | Ontwerp                         |                 | Max. in gebruik |                 |             |  |
|             |          |                    |       |              |                   |                               | Sectie-breedte                  | Totale diameter | Totale breedte  | Totale diameter |             |  |
| VOOR/ACHTER |          |                    |       |              |                   |                               |                                 |                 |                 |                 |             |  |
| 19          | 70000798 | 2-19 (2.00-19)     | 24B   | TT           | 1.35              | 1.20-1.35                     | 55                              | 595             | 58              | 603             | 70001354    |  |
| 19          | 70000797 | 2 1/4-19 (2.25-19) | 30B   | TT           | 1.50              | 1.20-1.60                     | 62                              | 609             | 66              | 617             | 70001354    |  |



COMING THIS JULY

| Inch              | Code     | Maat   | Dikte (mm) | Klep          | Verpakking (stuks) |
|-------------------|----------|--|------------|---------------|--------------------|
| <b>NORMAL</b>     |          |  |            |               |                    |
| 8                 | 70001312 | 3.50-8   4.00-8  | 1.5        | JS 87N 90/90  | 20                 |
| 10                | 70001313 | 2.50-10   2.75-10   3.00-10   3.25-10   3.50-10   70/100-10   80/90-10   90/90-10   100/80-10   100/90-10  | 1.5        | JS 87N 90/90  | 20                 |
| 10                | 70001315 | 120/70-10   120/90-10   130/70-10  | 1.5        | JS 87N 90/90  | 20                 |
| 10                | 70001316 | 4.10-10   130/90-10   150/80-10  | 1.5        | JS 87N 90/90  | 20                 |
| 10                | 70001317 | 2.50-10   2.75-10   3.00-10   3.50-10   90/90-10   100/80-10   100/90-10   | 1.5        | JS 87Cl 90/90 | 20                 |
| 10-11             | 70001357 | 4.00-10   100/90-11   110/80-11   110/90-11   120/70-11   120/80-11   120/90-11   130/70-11   130/80-11   130/90-11   110/70-11   120/70-11   130/70-11  | 1.5        | JS 87N 90/90  | 20                 |
| 12                | 70001318 | 2.50-12   2.75-12   3.00-12   3.25-12   3.50-12   60/100-12   70/100-12   80/100-12   90/90-12   90/100-12   100/80-12   100/90-12   | 1.5        | TR4           | 20                 |
| 12                | 70001320 | 2.50-12   2.75-12   3.00-12   3.25-12   3.50-12   60/100-12   70/100-12   80/100-12   90/100-12   100/90-12  | 1.5        | JS 87N 90/90  | 20                 |
| 12-13             | 70001359 | 4.00-12   4.25-12   4.50-12   110/90-12   120/70-12   120/80-12   130/70-12   130/80-12   140/70-12   140/70-13   150/70-13  | 1.5        | JS 87N 90/90  | 20                 |
| 12-13             | 70001358 | 4.00-12   4.25-12   4.50-12   110/90-12   120/70-12   120/80-12   130/70-12   130/80-12   140/70-12   140/70-13   150/70-13  | 1.5        | JS 87N 45/90  | 20                 |
| 14                | 70001322 | 2.25-14   2.50-14   2.75-14   60/100-14   70/90-14   70/100-14   80/80-14   80/90-14   80/100-14   90/80-14   100/70-14  | 1.5        | TR4           | 20                 |
| 14                | 70001324 | 100/80-14   100/90-14   110/70-14   110/80-14   120/70-14   120/80-14   140/60-14  | 1.5        | TR6           | 20                 |
| 15                | 70001360 | 170/80-15  | 1.5        | TR6           | 20                 |
| 15                | 70001326 | 130/80-15   130/90-15   140/90-15   150/90-15  | 1.5        | TR6           | 20                 |
| 16                | 70001330 | 2.25-16   60/100-16  | 1.5        | TR4           | 20                 |
| 16                | 70001328 | 2.50-16   2.75-16   80/80-16   80/90-16   80/100-16   90/80-16   90/90-16  | 1.5        | TR4           | 20                 |
| 16                | 70001327 | 3.00-16   3.25-16   3.50-16   80/90-16   90/90-16   90/100-16  | 1.5        | TR6           | 20                 |
| 16-17             | 70001329 | 2.00-16   2.25-16   2.50-16   2.00-17   2.25-17   2.50-17  | 1.5        | TR4           | 20                 |
| 16                | 70001332 | 4.00-16   4.60-16   5.00-16   100/80-16   100/100-16   110/70-16   110/90-16   120/70-16   120/80-16   120/90-16   130/70-16   130/80-16   130/90-16   | 1.5        | TR6           | 20                 |
| 16                | 70001333 | 140/70-16   140/90-16   150/80-16   5.00-16   MT90-16   MU90-16   MU85-16  | 1.5        | TR6           | 20                 |
| 17                | 70001338 | 4.00-17   4.25-17   4.25/80-17   4.50-17   5.00-17   5.10-17   6.10-17   110/90-17   120/80-17   120/90-17   130/70-17   130/80-17   130/90-17   140/70-17   140/80-17   140/90-17   150/60-17   150/70-17   150/80-17   150/90-17   160/60-17 | 1.5        | TR6           | 20                 |
| 17                | 70001339 | 2.00-17   2.25-17   60/100-17  | 1.5        | TR4           | 20                 |
| 17                | 70001340 | 2.50-17   2.75-17   70/100-17   80/90-17   80/100-17   90/80-17   100/70-17   100/80-17  | 1.5        | TR6           | 20                 |
| 18                | 70001346 | 3.25-18   3.50-18   4.00-18   4.10-18   90/90-18   90/100-18   100/80-18   100/90-18   100/100-18   110/80-18   110/90-18   110/100-18   120/80-18   120/90-18   120/100-18   130/80-18  | 1.5        | TR6           | 20                 |
| 18                | 70001349 | 4.00-18   4.25-18   4.50-18   4.75-18   5.00-18   100/100-18   110/80-18   110/90-18   110/100-18   120/80-18   120/90-18   120/100-18   130/80-18   | 1.5        | TR6           | 20                 |
| 18                | 70001348 | 2.25-18   2.50-18  | 1.5        | TR4           | 20                 |
| 18                | 70001347 | 2.75-18   3.00-18   3.25-18   80/90-18   80/100-18   90/80-18   90/90-18   90/100-18   100/80-18   100/90-18   100/100-18   110/80-18  | 1.5        | TR6           | 20                 |
| 19                | 70001354 | 2.00-19   2.25-19  | 1.5        | TR4           | 20                 |
| 19                | 70001353 | 2.50-19   2.75-19   80/100-19   90/90-19   | 1.5        | TR6           | 20                 |
| 21                | 70001361 | 2.50-21   2.75-21   3.00-21   3.25-21   3.60-21   80/90-21   80/100-21   90/80-21   90/90-21   90/100-21   100/80-21   | 1.5        | TR6           | 20                 |
| <b>HEAVY DUTY</b> |          |  |            |               |                    |
| 10                | 70001314 | 2.50-10   2.75-10   3.00-10   3.25-10   3.50-10   90/90-10   100/80-10   100/90-10   | 2.0        | TR4           | 20                 |
| 12                | 70001319 | 2.50-12   2.75-12   3.00-12   3.25-12   3.50-12   60/100-12   70/100-12   80/100-12   90/100-12   100/90-12  | 2.0        | TR6           | 20                 |
| 14                | 70001321 | 2.25-14   2.50-14   2.75-14   60/100-14   70/100-14  | 2.0        | TR6           | 20                 |





COMING THIS JULY

| Inch                    | Code     | Maat   | Dikte (mm) | Klep | Verpakking (stuk(s)) |
|-------------------------|----------|--|------------|------|----------------------|
| 14                      | 70001323 | 3.60-14   4.10-14   90/90-14   90/100-14   | 2.0        | TR6  | 20                   |
| 16                      | 70001331 | 3.00-16   90/90-16   90/100-16   100/80-16   | 2.0        | TR6  | 20                   |
| 17                      | 70001336 | 3.00-17   3.25-17   3.60-17   90/80-17   90/90-17   90/100-17   100/80-17   110/70-17   110/80-17   120/60-17   120/65-17   120/70-17  | 2.0        | TR6  | 20                   |
| 17                      | 70001335 | 3.00-17   3.50-17   90/90-17   90/100-17   100/70-17   100/80-17   110/90-17   | 2.0        | TR6  | 20                   |
| 17                      | 70001337 | 4.00-17   4.25-17   4.25/80-17   4.50-17   5.00-17   5.10-17   6.10-17   110/90-17   120/80-17   120/90-17   130/70-17   130/80-17   130/90-17   140/70-17   140/80-17   140/90-17   150/60-17   150/70-17   150/80-17   150/90-17   160/60-17   170/60-17 | 2.0        | TR6  | 20                   |
| 17                      | 70001341 | 140/100-17   | 2.0        | TR6  | 20                   |
| 17                      | 70001334 | 2.50-17   2.75-17   70/100-17   80/90-17   80/100-17   90/80-17  | 2.0        | TR6  | 20                   |
| 18                      | 70001343 | 4.00-18   4.25-18   4.50-18   4.75-18   5.00-18   100/100-18   110/80-18   110/90-18   110/100-18   120/80-18   120/90-18   120/100-18   130/80-18   | 2.0        | TR6  | 20                   |
| 18                      | 70001345 | 4.00-18   4.25-18   4.50-18   4.60-18   4.25/85-18   110/90-18   110/100-18   120/80-18   120/90-18   120/100-18   130/80-18   130/90-18   140/80-18   150/70-18   | 2.0        | TR6  | 20                   |
| 19                      | 70001351 | 3.00-19   3.25-19   3.50-19   3.75-19   4.00-19   4.50-19   70/100-19   80/90-19   80/100-19   90/90-19   100/90-19   110/80-19   110/90-19   120/80-19   120/90-19   130/70-19   130/80-19  | 2.0        | TR6  | 20                   |
| 19                      | 70001350 | 5.00-19   120/70-19   120/90-19   130/60-19   140/80-19  | 2.0        | TR6  | 20                   |
| 21                      | 70001356 | 2.50-21   2.75-21   3.00-21   3.25-21   3.60-21   80/90-21   80/100-21   90/80-21   90/90-21   90/100-21   100/80-21   | 2.0        | TR6  | 20                   |
| <b>ULTRA HEAVY DUTY</b> |          |  |            |      |                      |
| 18                      | 70001344 | 100/100-18   110/100-18   120/80-18   120/90-18   120/100-18   130/80-18   140/80-18   | 4.0        | TR6  | 20                   |
| 19                      | 70001352 | 100/90-19   110/90-19   120/70-19   120/80-19   130/70-19  | 4.0        | TR6  | 20                   |
| 21                      | 70001355 | 2.50-21   2.75-21   3.00-21   3.25-21   3.60-21   80/90-21   80/100-21   90/80-21   90/90-21   90/100-21   100/80-21   | 4.0        | TR6  | 20                   |



TR 4



TR 6



JS 87CI 90/90



JS 87N 90/90



JS 87N 45/90





**MOUSSE**



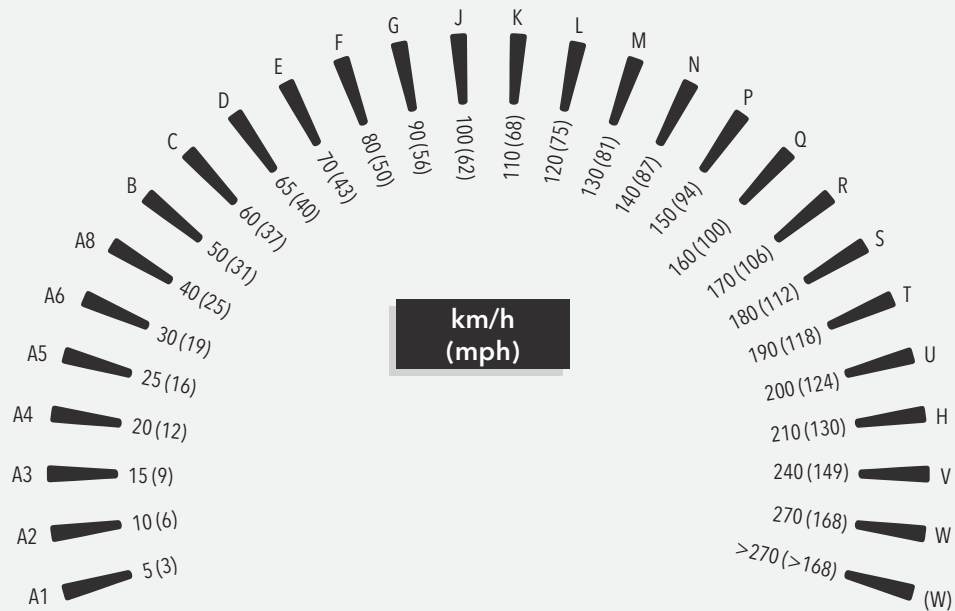
| Inch              | Code     | Maat           | Homologatie | Aspect      | Versie     | Geschatte luchtdruk |
|-------------------|----------|----------------|-------------|-------------|------------|---------------------|
| <b>VOOR</b>       |          |                |             |             |            |                     |
| 19                | 70001196 | 70/100-19      | NHS         | CYLINDRICAL | STANDARD   | 0,8/1,0             |
| 21                | 70000891 | 80/100-21      | NHS         | CYLINDRICAL | STANDARD   | 0,8/1,0             |
| 21                | 70000893 | 90/90-21       | NHS         | CYLINDRICAL | STANDARD   | 0,8/1,0             |
| 21                | 70000898 | 90/90-21       | NHS         | CYLINDRICAL | RALLY      | 1,1/1,3             |
| 21                | 70000892 | 90/100-21      | NHS         | CYLINDRICAL | STANDARD   | 0,8/1,0             |
| <b>ACHTER</b>     |          |                |             |             |            |                     |
| 16                | 70001194 | 90/100-16      | NHS         | CYLINDRICAL | STANDARD   | 0,7/0,9             |
| 18                | 70000882 | 110/80-18      | NHS         | CYLINDRICAL | STANDARD   | 0,8/1,0             |
| 18                | 70000894 | 110/100-18     | NHS         | CYLINDRICAL | STANDARD   | 0,8/1,0             |
| 18                | 70000886 | 120/90-18      | NHS         | CYLINDRICAL | STANDARD   | 0,8/1,0             |
| 18                | 70000887 | 120/90-18      | NHS         | CYLINDRICAL | SOFT       | 0,5/0,6             |
| 18                | 70000884 | 120/100-18     | NHS         | CYLINDRICAL | STANDARD   | 0,8/1,0             |
| 18                | 70000889 | 140/80-18      | NHS         | CYLINDRICAL | STANDARD   | 0,8/1,1             |
| 18                | 70000890 | 140/80-18      | NHS         | CYLINDRICAL | SOFT       | 0,5/0,6             |
| 18                | 70000895 | 140/80-18      | NHS         | FLAT        | EXTREME    | 0,5/0,6             |
| 18                | 70000897 | 140/80-18      | NHS         | CYLINDRICAL | RALLY      | 1,1/1,3             |
| 19                | 70000881 | 100/90-19      | NHS         | CYLINDRICAL | STANDARD   | 0,8/1,0             |
| 19                | 70000883 | 110/90-19      | NHS         | CYLINDRICAL | STANDARD   | 0,8/1,0             |
| 19                | 70000885 | 120/80-19      | NHS         | CYLINDRICAL | STANDARD   | 0,8/1,0             |
| 19                | 70000888 | 120/90-19      | NHS         | CYLINDRICAL | STANDARD   | 0,8/1,0             |
| <b>MOUSSE GEL</b> |          |                |             |             |            |                     |
|                   | 70000896 | 1KG GEL MOUSSE |             | GEL         | MOUSSE GEL |                     |





## BANDAANDUIDINGEN

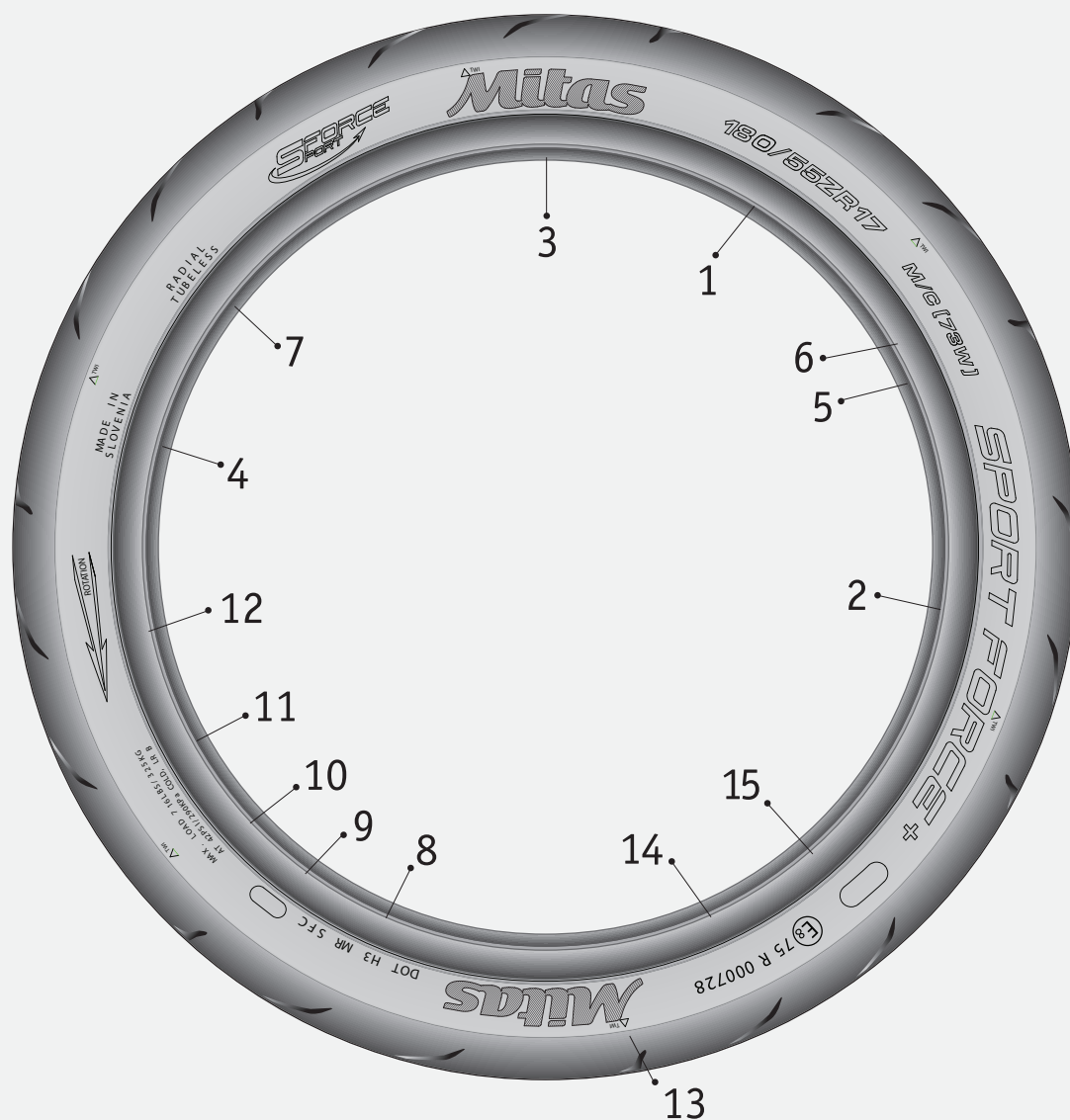
### SNELHEIDSSYMBOL



### BELASTINGSINDEX

| U  | kg   | U  | kg    | U  | kg    | U  | kg    | U  | kg    | U   | kg     |
|----|------|----|-------|----|-------|----|-------|----|-------|-----|--------|
| 0  | 45.0 | 20 | 80.0  | 40 | 140.0 | 60 | 250.0 | 80 | 450.0 | 100 | 800.0  |
| 1  | 46.2 | 21 | 82.5  | 41 | 145.0 | 61 | 257.0 | 81 | 462.0 | 101 | 825.0  |
| 2  | 47.5 | 22 | 85.0  | 42 | 150.0 | 62 | 265.0 | 82 | 475.0 | 102 | 850.0  |
| 3  | 48.7 | 23 | 87.5  | 43 | 155.0 | 63 | 272.0 | 83 | 487.0 | 103 | 875.0  |
| 4  | 50.0 | 24 | 90.0  | 44 | 160.0 | 64 | 280.0 | 84 | 500.0 | 104 | 900.0  |
| 5  | 51.5 | 25 | 92.5  | 45 | 165.0 | 65 | 290.0 | 85 | 515.0 | 105 | 925.0  |
| 6  | 53.0 | 26 | 95.0  | 46 | 170.0 | 66 | 300.0 | 86 | 530.0 | 106 | 950.0  |
| 7  | 54.5 | 27 | 97.5  | 47 | 175.0 | 67 | 307.0 | 87 | 545.0 | 107 | 975.0  |
| 8  | 56.0 | 28 | 100.0 | 48 | 180.0 | 68 | 315.0 | 88 | 560.0 | 108 | 1000.0 |
| 9  | 58.0 | 29 | 103.0 | 49 | 185.0 | 69 | 325.0 | 89 | 580.0 | 109 | 1030.0 |
| 10 | 60.0 | 30 | 106.0 | 50 | 190.0 | 70 | 335.0 | 90 | 600.0 | 110 | 1060.0 |
| 11 | 61.5 | 31 | 109.0 | 51 | 195.0 | 71 | 345.0 | 91 | 615.0 | 111 | 1090.0 |
| 12 | 63.0 | 32 | 112.0 | 52 | 200.0 | 72 | 355.0 | 92 | 630.0 | 112 | 1120.0 |
| 13 | 65.0 | 33 | 115.0 | 53 | 206.0 | 73 | 365.0 | 93 | 650.0 | 113 | 1150.0 |
| 14 | 67.0 | 34 | 118.0 | 54 | 212.0 | 74 | 375.0 | 94 | 670.0 | 114 | 1180.0 |
| 15 | 69.0 | 35 | 121.0 | 55 | 218.0 | 75 | 387.0 | 95 | 690.0 | 115 | 1215.0 |
| 16 | 71.0 | 36 | 125.0 | 56 | 224.0 | 76 | 400.0 | 96 | 710.0 | 116 | 1250.0 |
| 17 | 73.0 | 37 | 128.0 | 57 | 230.0 | 77 | 412.0 | 97 | 730.0 | 117 | 1285.0 |
| 18 | 75.0 | 38 | 132.0 | 58 | 236.0 | 78 | 425.0 | 98 | 750.0 | 118 | 1320.0 |
| 19 | 77.5 | 39 | 136.0 | 59 | 243.0 | 79 | 437.0 | 99 | 775.0 | 119 | 1360.0 |

## BANDAANDUIDINGEN





### BANDAANDUIDINGEN

|                    |                              |                        |                        |                       |                                  |                         |                       |
|--------------------|------------------------------|------------------------|------------------------|-----------------------|----------------------------------|-------------------------|-----------------------|
| 1. Bandenmaat:     | 2. Benaming loopvlakpatroon: | 3. Fabrikant:          | 4. Land van herkomst:  | 5. Snelheids-symbool: | 6. Belastings-index:             | 7. Tubeless / Tubetype: | 8. DOT-markering:     |
| 180/55ZR17         | Sport Force+                 | Mitas                  | Slovenia               | W (>270 km/h)         | 73 (365 kg)                      | Tubeless                | DOT H3 MR SFC         |
| 9. Productie-datum | 10. Max. draag-vermogen:     | 10. Max. Inflatiedruk: | 11. Belastings-bereik: | 12. Draairichting:    | 13. Loopvlak slijtage-indicator: | 14. Homologa-tienr.:    | 15. Andere homologies |
|                    | 716 lbs                      | AT 42 PSI COLD         | B                      | Rotation              | TWI                              | E8 75 R 000728          |                       |

## AMERIKAANSE ALFA-AANDUIDING

| Alfa | Inch | Alfa | Inch |
|------|------|------|------|
| H    | 3.15 | R    | 4.50 |
| J    | 3.50 | S    | 4.75 |
| L    | 3.65 | T    | 5.10 |
| M    | 3.75 | U    | 5.60 |
| N    | 4.10 | V    | 5.90 |
| P    | 4.10 |      |      |

|  |           |      |  |           |      |
|---|-----------|------|---|-----------|------|
| Metric  | Inch      | Alfa | Metric  | Inch      | Alfa |
| 80/90   | 2.50/2.75 | MH90 | 110/90  | 4.00/4.25 | MP85 |
| 90/90   | 2.75/3.00 | MJ90 | 120/90  | 4.50/4.75 | MR90 |
| 100/90  | 3.25/3.50 | MM90 | 130/80  | 5.00/5.10 |      |
| 110/90  | 3.75/4.00 | MN90 | 130/90  | 5.00/5.10 | MT90 |
| 120/80  | 4.25/4.50 |      | 140/80  | 5.50/6.00 |      |
| 120/90  | 4.25/4.50 | MR90 | 140/90  | 5.50/6.00 | MJ90 |
| 130/90  | 5.00/5.10 | MT90 | 150/80  | 6.00/6.25 | MV85 |
|   |           |      | 150/90  | 6.00/6.25 | MV85 |

|  |           |  |           |
|---|-----------|---|-----------|
| Metric  | Inch      | Metric  | Inch      |
| 60/100<br>90/80   | 2.50/2.75 | 80/100<br>80/90   | 2.50/3.60 |
| 70/100<br>90/80   | 2.75/3.00 | 90/100<br>110/90  | 3.60/4.10 |
| 80/100<br>100/80  | 3.00/3.25 | 100/100<br>120/80   | 4.00/4.10 |
|   |           | 110/100<br>130/80   | 4.00/4.50 |
|   |           | 120/100<br>140/80   | 5.00/5.10 |

## VERGELIJKINGSTABEL VOOR METRISCH-DECIMALE MAATAANDUIDING


| Bandenmaat | Belastingsindex |           | Toegestane velg | Alfanumeriek | Bandenmaat |           |           |
|------------|-----------------|-----------|-----------------|--------------|------------|-----------|-----------|
|            | Standaard       | Versterkt |                 |              | Inch       |           |           |
|            |                 |           |                 |              | 100        | 90        | 80        |
| 2.75-16    | 40              | 46        | 1.50-1.85       | MH 90-16     | 80/100-16  | 80/90-16  | 90/80-16  |
| 3.00-16    | 40              | 48        | 1.60-2.15       | MH 90-16     | 90/100-16  | 90/90-16  | 100/80-16 |
| 3.25-16    | 48              | 55        | 1.85-2.50       | MJ 90 - 16   | 100/100-16 | 100/90-16 | 110/80-16 |
| 3.50-16    | 52              | 58        | 1.85-2.50       | ML 90-16     | 100/100-16 | 100/90-16 | 110/80-16 |
| 4.60-16    | 58              | 59        | 1.85-3.00       | MM 90-16     | 100/100-16 | 110/90-16 | 120/80-16 |
|            |                 |           |                 |              |            |           |           |
| 2.75-17    | 41              | 47        | 1.50-1.85       | MH 90-17     | 80/100-17  | 80/90-17  | 90/80-17  |
| 3.00-17    | 41              | 50        | 1.60-2.15       | MH 90-17     | 90/100-17  | 90/90-17  | 100/80-17 |
| 4.50-17    | 50              | 67        | 2.15-3.00       | MR 90-17     | 110/100-17 | 130/90-17 | 140/80-17 |
| 4.60-17    | 50              | 62        | 1.85-3.00       | MS 90-17     | 100/100-17 | 110/90-17 | 120/80-17 |
| 5.10-17    | 50              | 67        | 2.50-3.50       | MT 90-17     | 110/100-17 | 130/90-17 | 140/80-17 |
|            |                 |           |                 |              |            |           |           |
| 2.75-18    | 42              | 48        | 1.50-1.85       | MH 90-18     | 80/100-18  | 80/90-18  | 90/80-18  |
| 3.00-18    | 47              | 52        | 1.60-2.15       | MH 90-18     | 90/100-18  | 90/90-18  | 100/80-18 |
| 3.25-18    | 52              | 59        | 1.85-2.50       | MJ 90 -18    | 100/100-18 | 100/90-18 | 110/80-18 |
| 3.50-18    | 56              | 62        | 1.85-2.50       | ML 90-18     | 100/100-18 | 100/90-18 | 110/80-18 |
| 3.60-18    | 51              | 62        | 1.85-2.50       | MH 90-18     | 100/100-18 | 90/90-18  | 100/80-18 |
| 4.00-18    | 64              | 69        | 2.15-3.00       | MN 90-18     | 110/100-18 | 120/90-18 | 130/80-18 |
| 4.10-18    | 60              | 69        | 1.85-3.00       | ML 90-18     | 100/100-18 | 100/90-18 | 110/80-18 |
| 4.25/85-18 | 64              | 69        | 1.85-3.00       | MM 90-18     | 110/100-18 | 110/90-18 | 120/80-18 |
| 4.25-18    | 66              | 69        | 2.15-3.00       | ML 90-18     | 110/100-18 | 120/90-18 | 130/80-18 |
| 4.60-18    | 63              | 69        | 1.85-3.00       | MR 90-18     | 110/100-18 | 120/90-18 | 130/80-18 |
|            |                 |           |                 |              |            |           |           |
| 3.00-19    | 49              | 54        | 1.60-2.15       | MH 90-19     | 90/100-19  | 90/90-19  | 100/80-19 |
| 3.25-19    | 54              | 54        | 1.85-2.50       | MJ 90-19     | 100/100-19 | 100/90-19 | 110/80-19 |
| 3.50-19    | 54              | 57        | 1.85-2.50       | ML 90-19     | 100/100-19 | 100/90-19 | 110/80-19 |
| 3.60-19    | 52              | 54        | 1.85-2.50       | MH 90-19     | 100/100-19 | 90/90-19  | 100/80-19 |
|            |                 |           |                 |              |            |           |           |
| 2.75-21    | 45              | 54        | 1.50-1.85       | MH 90-21     | 80/100-21  | 80/90-21  | 90/80-21  |
| 3.00-21    | 51              | 57        | 1.60-2.15       | MH 90-21     | 90/100-21  | 90/90-21  | 100/80-21 |





**BEEÏNDIGDE BANDEN**  
(Beschikbaar totdat de voorraad op is)





C-01

C-02 STONEKING

C-04 LEISURE

C-10 SPEEDY-CROC

C-11 SPEEDY-CROC

C-12 CROSS

C-15 CAYMAN

C-16 STONEEATER

| BEËINDIGDE BANDEN       |                     |       |              |                    | VERVANGENDE BANDEN |                     |       |              |                     |                          |
|-------------------------|---------------------|-------|--------------|--------------------|--------------------|---------------------|-------|--------------|---------------------|--------------------------|
| Code                    | Banden-<br>maat     | LI/SS | Type (TL/TT) | Versie             | Code               | Banden-<br>maat     | LI/SS | Type (TL/TT) | Versie              | Loopvlak-<br>patroon     |
| <b>C-01</b>             |                     |       |              |                    |                    |                     |       |              |                     |                          |
| 70000266                | 3.50-16             | 58P   | TT           |                    | 70001070           | 3.50-16             | 58S   | TT           | ALL-TERRAIN         | <b>E-05</b>              |
| <b>C-02 STONEKING</b>   |                     |       |              |                    |                    |                     |       |              |                     |                          |
| 70000270                | 130/80-17           | 65N   | TT           |                    | 70000985           | 130/80-17           | 65N   | TT           | ALL-TERRAIN         | <b>STONE KING</b>        |
| 70000267                | 110/100-18          | 71N   | TT           |                    | 70001072           | 110/100-18          | 64R   | TT           | SUPER               | <b>TERRA FORCE-EX MH</b> |
| 70000268                | 120/90-18           | 71N   | TT           |                    | 70000983           | 120/90-18           | 71N   | TT           | ALL-TERRAIN         | <b>STONE KING</b>        |
| 70000269                | 120/90-19           | 66N   | TT           |                    | 70000984           | 120/90-19           | 66N   | TT           | ALL-TERRAIN         | <b>STONE KING</b>        |
| <b>C-04 LEISURE</b>     |                     |       |              |                    |                    |                     |       |              |                     |                          |
| 70000271                | 110/90-18           | 61N   | TT           |                    |                    |                     |       |              |                     | -                        |
| 226351                  | 120/90-18           | 71N   | TT           | REINFORCED         | 70000983           | 120/90-18           | 71N   | TT           |                     | <b>STONE KING</b>        |
| 70000272                | 130/90-18           | 69N   | TT           |                    |                    |                     |       |              |                     | -                        |
| <b>C-10 SPEEDY-CROC</b> |                     |       |              |                    |                    |                     |       |              |                     |                          |
| 226024                  | 2.75-10             | 37J   | TT           |                    | 70000927           | 70/100-10 (2.50-10) | 41J   | TT           | MEDIUM HARD TERRAIN | <b>TERRA FORCE-MX MH</b> |
| 226008                  | 80/100-12           | 41M   | TT           |                    | 70000930           | 80/100-12 (2.50-12) | 50M   | TT           | MEDIUM HARD TERRAIN | <b>TERRA FORCE-MX MH</b> |
| 226035                  | 90/100-14           | 49M   | TT           |                    | 70000932           | 90/100-14           | 49M   | TT           | MEDIUM HARD TERRAIN | <b>TERRA FORCE-MX MH</b> |
| 226322                  | 110/90-18           | 61M   | TT           |                    |                    |                     |       |              |                     | -                        |
| 226340                  | 120/90-18           | 65M   | TT           | ICE SOFT           | 70000954           | 120/90-18           | 65R   | TT           | SUPER               | <b>TERRA FORCE-EF</b>    |
| 70000273                | 120/90-18           | 65M   | TT           |                    | 70000953           | 120/90-18           | 65R   | TT           | SUPER LIGHT         | <b>TERRA FORCE-EF</b>    |
| 70000179                | 120/90-18           | 65M   | TT           | SUPER              | 70000954           | 120/90-18           | 65R   | TT           | SUPER               | <b>TERRA FORCE-EF</b>    |
| 226598                  | 100/90-19           | 57M   | TT           |                    | 70000922           | 100/90-19           | 57M   | TT           | MEDIUM HARD TERRAIN | <b>TERRA FORCE-MX MH</b> |
| 226608                  | 110/90-19           | 62M   | TT           |                    | 70000923           | 110/90-19           | 62M   | TT           | MEDIUM HARD TERRAIN | <b>TERRA FORCE-MX MH</b> |
| 226472                  | 120/90-19           | 66N   | TT           |                    | 70000984           | 120/90-19           | 66N   | TT           |                     | <b>STONE KING</b>        |
| <b>C-11 SPEEDY-CROC</b> |                     |       |              |                    |                    |                     |       |              |                     |                          |
| 226018                  | 2.50-12             | 37J   | TT           |                    | 70000930           | 80/100-12 (2.50-12) | 50M   | TT           | MEDIUM HARD TERRAIN | <b>TERRA FORCE-MX MH</b> |
| 226020                  | 2.50-12             | 37J   | TT           |                    | 70000930           | 80/100-12 (2.50-12) | 50M   | TT           | MEDIUM HARD TERRAIN | <b>TERRA FORCE-MX MH</b> |
| 226041                  | 60/100-14           | 30M   | TT           | WIN FRIC           | 70000926           | 60/100-14           | 29M   | TT           | MEDIUM HARD TERRAIN | <b>TERRA FORCE-MX MH</b> |
| 70000274                | 80/100-21           | 51R   | TT           |                    | 70001073           | 80/100-21           | 51R   | TT           | SUPER               | <b>TERRA FORCE-EX MH</b> |
| 226755                  | 90/90-21            | 54R   | TT           |                    | 70000935           | 90/90-21 (3.00-21)  | 54M   | TT           | MEDIUM HARD TERRAIN | <b>TERRA FORCE-MX MH</b> |
| <b>C-12 CROSS</b>       |                     |       |              |                    |                    |                     |       |              |                     |                          |
| 226328                  | 110/90-18           | 61M   | TT           | SOFT TERRAIN       |                    |                     |       |              |                     | -                        |
| 226344                  | 120/90-18           | 65M   | TT           | SOFT TERRAIN       | 70000979           | 120/90-18           | 65R   | TT           | SUPER               | <b>TERRA FORCE-EX SM</b> |
| 226630                  | 100/90-19           | 57M   | TT           | SOFT TERRAIN       | 70000937           | 100/90-19           | 57M   | TT           | SOFT MEDIUM TERRAIN | <b>TERRA FORCE-MX SM</b> |
| 226626                  | 110/90-19           | 62M   | TT           | SOFT TERRAIN       | 70000938           | 110/90-19           | 62M   | TT           | SOFT MEDIUM TERRAIN | <b>TERRA FORCE-MX SM</b> |
| 226476                  | 120/90-19           | 66N   | TT           | ICE SOFT           |                    |                     |       |              |                     | -                        |
| 226474                  | 120/90-19           | 66N   | TT           |                    | 70000984           | 120/90-19           | 66N   | TT           |                     | <b>STONE KING</b>        |
| 226010                  | 70/100-10 (2.50-10) | 37J   | TT           | SOFT TERRAIN       | 70000941           | 70/100-10 (2.50-10) | 41J   | TT           | SOFT MEDIUM TERRAIN | <b>TERRA FORCE-MX SM</b> |
| <b>C-15 CAYMAN</b>      |                     |       |              |                    |                    |                     |       |              |                     |                          |
| 226768                  | 90/90-21            | 54R   | TT           | CROSS COUNTRY      | 70000949           | 90/90-21            | 54M   | TT           | SOFT MEDIUM TERRAIN | <b>TERRA FORCE-MX SM</b> |
| 226766                  | 90/90-21 (3.00-21)  | 54R   | TT           | SOFT TERRAIN       | 70000949           | 90/90-21            | 54M   | TT           | SOFT MEDIUM TERRAIN | <b>TERRA FORCE-MX SM</b> |
| <b>C-16 STONEEATER</b>  |                     |       |              |                    |                    |                     |       |              |                     |                          |
| 70000180                | 110/100-18          | 64M   | TT           | SUPER SOFT EXTREME | 70000967           | 110/100-18          | 64M   | TT           |                     | <b>TERRA FORCE-EX MH</b> |
| 70000289                | 110/100-18          | 64M   | TT           | WIN FRIC           | 70000989           | 110/100-18          | 64M   | TT           |                     | <b>TERRA FORCE-EX HT</b> |



C-16 STONEATER

C-17 STONEATER

C-18 EAGLE

C-19 EAGLE

| BEËINDIGDE BANDEN     |                     |       |              |                      | VERVANGENDE BANDEN |                     |       |              |                     |                              |
|-----------------------|---------------------|-------|--------------|----------------------|--------------------|---------------------|-------|--------------|---------------------|------------------------------|
| Code                  | Banden-<br>maat     | LI/SS | Type (TL/TT) | Versie               | Code               | Banden-<br>maat     | LI/SS | Type (TL/TT) | Versie              | Loopvlak-<br>patroon         |
| <b>C-16 STONEATER</b> |                     |       |              |                      |                    |                     |       |              |                     |                              |
| 70000277              | 110/100-18          | 64M   | TT           |                      | 70001072           | 110/100-18          | 64R   | TT           |                     | <b>TERRA FORCE-EX MH</b>     |
| 70000316              | 110/100-18          | 64M   | TT           | SPIKE                | 70000989           | 110/100-18          | 64M   | TT           | ICE                 | <b>TERRA FORCE-EX HT</b>     |
| 70000288              | 100/90-19           | 57M   | TT           | WIN FRIC             | 70000988           | 100/90-19           | 57M   | TT           | ICE                 | <b>TERRA FORCE-EX HT</b>     |
| 70000315              | 100/90-19           | 57M   | TT           | SPIKE                | 70000988           | 100/90-19           | 64M   | TT           | ICE                 | <b>TERRA FORCE-EX HT</b>     |
| 70000278              | 110/90-19           | 62M   | TT           |                      | 70000923           | 110/90-19           | 62M   | TT           | MEDIUM HARD TERRAIN | <b>TERRA FORCE-MX MH</b>     |
| 70000290              | 110/90-19           | 62M   | TT           | WIN FRIC             | 70000990           | 110/90-19           | 62M   | TT           |                     | <b>TERRA FORCE-EX HT</b>     |
| 70000317              | 110/90-19           | 62M   | TT           | SPIKE                | 70000990           | 110/90-19           | 62M   | TT           | ICE                 | <b>TERRA FORCE-EX HT</b>     |
| 70000291              | 120/90-19           | 66N   | TT           | WIN FRIC             |                    |                     |       |              |                     | -                            |
| 70000279              | 120/90-19           | 66N   | TT           |                      | 70000984           | 120/90-19           | 66N   | TT           |                     | <b>STONE KING</b>            |
| 70000318              | 120/90-19           | 66N   | TT           | SPIKE                |                    |                     |       |              |                     | -                            |
| <b>C-17 STONEATER</b> |                     |       |              |                      |                    |                     |       |              |                     |                              |
|                       | 80/100-21           | 51R   | TT           |                      | 70001073           | 80/100-21           | 51R   | TT           | SUPER               | <b>TERRA FORCE-EX MH</b>     |
| 70000319              | 90/90-21            | 54R   | TT           | SPIKE                | 70000991           | 90/90-21            | 51M   | TT           | ICE                 | <b>TERRA FORCE-EX HT</b>     |
| 70000474              | 90/90-21 (3.00-21)  | 54R   | TT           | DAKAR                | 70000920           | 90/90-21            | 54R   | TT           | SUPER               | <b>ENDURO TRAIL-RALLY MH</b> |
| 70000475              | 90/90-21 (3.00-21)  | 54R   | TT           | DAKAR                | 70000920           | 90/90-21            | 54R   | TT           | SUPER               | <b>ENDURO TRAIL-RALLY MH</b> |
| 70000280              | 90/90-21 (3.00-21)  | 54R   | TT           | SUPER LIGHT          | 70000982           | 90/90-21            | 54R   | TT           |                     | <b>ENDURO TRAIL-RALLY MH</b> |
| 70000292              | 90/90-21 (3.00-21)  | 54R   | TT           | WIN FRIC             | 70000991           | 90/90-21            | 51M   | TT           |                     | <b>TERRA FORCE-EX HT</b>     |
| <b>C-18 EAGLE</b>     |                     |       |              |                      |                    |                     |       |              |                     |                              |
| 226310                | 100/100-18          | 59R   | TT           |                      | 70001071           | 100/100-18          | 59R   | TT           | SUPER               | <b>TERRA FORCE-EX MH</b>     |
| 70000225              | 110/100-18          | 64R   | TT           | SUPER LIGHT          | 70000977           | 110/100-18          | 64R   | TT           | SUPER LIGHT         | <b>TERRA FORCE-EX SM</b>     |
| 70000182              | 110/100-18          | 64R   | TT           | SUPER LIGHT          | 70000977           | 110/100-18          | 64R   | TT           | SUPER LIGHT         | <b>TERRA FORCE-EX SM</b>     |
| 226317                | 110/100-18          | 64M   | TT           | INTERMEDIATE TERRAIN | 70000966           | 110/100-18          | 64M   | TT           | SUPER LIGHT         | <b>TERRA FORCE-EX MH</b>     |
| 70000226              | 120/90-18           | 65R   | TT           | CROSS COUNTRY        | 70000970           | 120/90-18           | 65R   | TT           | SUPER               | <b>TERRA FORCE-EX MH</b>     |
| 70000227              | 120/90-18           | 65R   | TT           | SUPER LIGHT          | 70000969           | 120/90-18           | 65R   | TT           | SUPER LIGHT         | <b>TERRA FORCE-EX MH</b>     |
| 70000185              | 120/90-18           | 65R   | TT           | SUPER LIGHT          | 70000969           | 120/90-18           | 65R   | TT           | SUPER LIGHT         | <b>TERRA FORCE-EX MH</b>     |
| 70000184              | 120/90-18           | 65R   | TT           | COUNTRY CROSS        | 70000979           | 120/90-18           | 65R   | TT           | SUPER               | <b>TERRA FORCE-EX SM</b>     |
| 226556                | 120/90-18           | 65R   | TT           | INTERMEDIATE TERRAIN | 70000979           | 120/90-18           | 65R   | TT           | SUPER               | <b>TERRA FORCE-EX SM</b>     |
| 70000181              | 100/90-19           | 57M   | TT           | SUPER LIGHT          | 70000922           | 100/90-19           | 57M   | TT           | MEDIUM HARD TERRAIN | <b>TERRA FORCE-MX MH</b>     |
| 226640                | 100/90-19           | 57M   | TT           | INTERMEDIATE TERRAIN | 70000937           | 100/90-19           | 57M   | TT           | SOFT MEDIUM TERRAIN | <b>TERRA FORCE-MX SM</b>     |
| 70000183              | 110/90-19           | 62M   | TT           | SUPER LIGHT          | 70000938           | 110/90-19           | 62M   | TT           | SOFT MEDIUM TERRAIN | <b>TERRA FORCE-MX SM</b>     |
| 226613                | 110/90-19           | 62M   | TT           | INTERMEDIATE TERRAIN | 70000938           | 110/90-19           | 62M   | TT           | SOFT MEDIUM TERRAIN | <b>TERRA FORCE-MX SM</b>     |
| 226518                | 120/80-19           | 63M   | TT           | INTERMEDIATE TERRAIN | 70000939           | 120/80-19           | 63M   | TT           | SOFT MEDIUM TERRAIN | <b>TERRA FORCE-MX SM</b>     |
| <b>C-19 EAGLE</b>     |                     |       |              |                      |                    |                     |       |              |                     |                              |
| 70000320              | 2.50-12             | 37M   | TT           | SPIKE                |                    |                     |       |              |                     | -                            |
| 70000099              | 80/100-12 (2.50-12) | 37M   | TT           | INTERMEDIATE TERRAIN | 70000945           | 80/100-12 (2.50-12) | 50M   | TT           | SOFT MEDIUM TERRAIN | <b>TERRA FORCE-MX SM</b>     |
| 70000293              | 80/100-12 (2.50-12) | 37M   | TT           | WIN FRIC             |                    |                     |       |              |                     | -                            |
| 226043                | 60/100-14           | 30M   | TT           | INTERMEDIATE TERRAIN | 70000926           | 60/100-14           | 29M   | TT           | MEDIUM HARD TERRAIN | <b>TERRA FORCE-MX MH</b>     |
| 226042                | 60/100-14           | 30M   | TT           | WIN FRIC             |                    |                     |       |              |                     | -                            |
| 226163                | 70/100-17           | 40M   | TT           | INTERMEDIATE TERRAIN | 70000943           | 70/100-17           | 40M   | TT           | SOFT MEDIUM TERRAIN | <b>TERRA FORCE-MX SM</b>     |
| 226165                | 70/100-17           | 40M   | TT           | WIN FRIC             |                    |                     |       |              |                     | -                            |
| 226617                | 70/100-19           | 42M   | TT           | INTERMEDIATE TERRAIN | 70000944           | 70/100-19           | 42M   | TT           | SOFT MEDIUM TERRAIN | <b>TERRA FORCE-MX SM</b>     |



C-19

C-20

C-21

C-22

| BEËINDIGDE BANDEN     |                     |       |              |                      | VERVANGENDE BANDEN |                     |       |              |                     |                              |
|-----------------------|---------------------|-------|--------------|----------------------|--------------------|---------------------|-------|--------------|---------------------|------------------------------|
| Code                  | Banden-<br>maat     | LI/SS | Type (TL/TT) | Versie               | Code               | Banden-<br>maat     | LI/SS | Type (TL/TT) | Versie              | Loopvlak-<br>patroon         |
| <b>C-19 EAGLE</b>     |                     |       |              |                      |                    |                     |       |              |                     |                              |
| 226167                | 70/100-19           | 42M   | TT           | WIN FRIC             | 70001075           | 70/100-19           | 42M   | TT           | ICE                 | <b>TERRA FORCE-MX HT</b>     |
| 226730                | 80/100-21           | 51R   | TT           | INTERMEDIATE TERRAIN | 70000946           | 80/100-21           | 51M   | TT           | SOFT MEDIUM TERRAIN | <b>TERRA FORCE-MX SM</b>     |
| 226107                | 90/100-21           | 57R   | TT           | INTERMEDIATE TERRAIN | 70000934           | 90/100-21           | 57M   | TT           | MEDIUM HARD TERRAIN | <b>TERRA FORCE-MX MH</b>     |
| 70000229              | 90/100-21           | 57R   | TT           | SUPER LIGHT          | 70000974           | 90/100-21           | 57M   | TT           | SUPER LIGHT         | <b>TERRA FORCE-EX MH</b>     |
| 70000230              | 90/100-21           | 57R   | TT           | SUPER                | 70000975           | 90/100-21           | 57M   | TT           | SUPER               | <b>TERRA FORCE-EX MH</b>     |
| 70000186              | 90/100-21           | 57R   | TT           | SUPER LIGHT          | 70000974           | 90/100-21           | 57M   | TT           | SUPER LIGHT         | <b>TERRA FORCE-EX MH</b>     |
| 70000187              | 90/100-21           | 57R   | TT           | SUPER                | 70000975           | 90/100-21           | 57M   | TT           | SUPER               | <b>TERRA FORCE-EX MH</b>     |
| 70000228              | 90/90-21            | 54R   | TT           | SUPER LIGHT          | 70000960           | 90/90-21 (3.00-21)  | 54R   | TT           | SUPER LIGHT         | <b>TERRA FORCE-EF</b>        |
| 226711                | 90/90-21 (3.00-21)  | 54R   | TT           | INTERMEDIATE TERRAIN | 70000949           | 90/90-21            | 54M   | TT           | SOFT MEDIUM TERRAIN | <b>TERRA FORCE-MX SM</b>     |
| 70000231              | 90/90-21 (3.00-21)  | 54R   | TT           | SUPER                | 70000961           | 90/90-21 (3.00-21)  | 54R   | TT           | SUPER               | <b>TERRA FORCE-EF</b>        |
| 70000188              | 90/90-21 (3.00-21)  | 54R   | TT           | SUPER LIGHT          | 70000960           | 90/90-21 (3.00-21)  | 54R   | TT           | SUPER LIGHT         | <b>TERRA FORCE-EF</b>        |
| 70000189              | 90/90-21 (3.00-21)  | 54R   | TT           | SUPER                | 70000961           | 90/90-21 (3.00-21)  | 54R   | TT           | SUPER               | <b>TERRA FORCE-EF</b>        |
| <b>C-20 STONEKING</b> |                     |       |              |                      |                    |                     |       |              |                     |                              |
| 226028                | 70/100-10 (2.50-10) | 37M   | TT           | HARD TERRAIN         | 70000927           | 70/100-10 (2.50-10) | 41J   | TT           | MEDIUM HARD TERRAIN | <b>TERRA FORCE-MX MH</b>     |
| 70000100              | 80/100-12 (2.50-12) | 50M   | TT           | HARD TERRAIN         | 70000930           | 80/100-12 (2.50-12) | 50M   | TT           | MEDIUM HARD TERRAIN | <b>TERRA FORCE-MX MH</b>     |
| 226002                | 80/100-12 (2.50-12) | 50M   | TT           | WIN FRIC             |                    |                     |       |              |                     | -                            |
| 70000190              | 90/100-12           | 46M   | TT           | SUPER SOFT EXTREME   | 70000972           | 90/100-12           | 46M   | TT           | SUPER SOFT          | <b>TERRA FORCE-EX MH</b>     |
| 70000232              | 90/100-12           | 46M   | TT           | SUPER SOFT EXTREME   | 70000972           | 90/100-12           | 46M   | TT           | SUPER SOFT          | <b>TERRA FORCE-EX MH</b>     |
| 70000361              | 90/100-12           | 46M   | TT           | PIT CROSS            | 70000999           | 90/100-12           | 46M   | TT           | PITCROSS            | <b>TERRA FORCE-MX MH</b>     |
| 226077                | 90/90-14            | 49M   | TT           | WIN FRIC             |                    |                     |       |              |                     | -                            |
| 226075                | 90/100-14           | 49M   | TT           | PIT CROSS            | 70000932           | 90/100-14           | 49M   | TT           | MEDIUM HARD TERRAIN | <b>TERRA FORCE-MX MH</b>     |
| 226312                | 100/100-18          | 59R   | TT           | HARD TERRAIN         | 70001071           | 100/100-18          | 59R   | TT           | SUPER               | <b>TERRA FORCE-EX MH</b>     |
| 226318                | 110/100-18          | 64R   | TT           | HARD TERRAIN         | 70001072           | 110/100-18          | 64M   | TT           | MEDIUM HARD TERRAIN | <b>TERRA FORCE-MX MH</b>     |
| 226500                | 120/90-18           | 65R   | TT           | HARD TERRAIN         | 70000970           | 120/90-18           | 65R   | TT           | SUPER               | <b>TERRA FORCE-EX MH</b>     |
| 226642                | 100/90-19           | 57M   | TT           | HARD TERRAIN         | 70000922           | 100/90-19           | 57M   | TT           | MEDIUM HARD TERRAIN | <b>TERRA FORCE-MX MH</b>     |
| 226612                | 110/90-19           | 62M   | TT           | HARD TERRAIN         | 70000923           | 110/90-19           | 62M   | TT           | MEDIUM HARD TERRAIN | <b>TERRA FORCE-MX MH</b>     |
| 226520                | 120/80-19           | 63M   | TT           | HARD TERRAIN         | 70000924           | 120/80-19           | 63M   | TT           | MEDIUM HARD TERRAIN | <b>TERRA FORCE-MX MH</b>     |
| <b>C-21 STONEKING</b> |                     |       |              |                      |                    |                     |       |              |                     |                              |
| 70000191              | 90/90-14            | 46M   | TT           | SUPER                | 70000976           | 90/90-14            | 46M   | TT           | SUPER               | <b>TERRA FORCE-EX MH</b>     |
| 70000233              | 90/90-14            | 46M   | TT           | SUPER                | 70000976           | 90/90-14            | 46M   | TT           | SUPER               | <b>TERRA FORCE-EX MH</b>     |
| 70000362              | 90/90-14            | 46M   | TT           | PIT CROSS            | 70001000           | 90/90-14            | 46M   | TT           | PITCROSS            | <b>TERRA FORCE-MX MH</b>     |
| 226732                | 80/100-21           | 51R   | TT           | HARD TERRAIN         | 70000931           | 80/100-21           | 51M   | TT           | MEDIUM HARD TERRAIN | <b>TERRA FORCE-MX MH</b>     |
| 226655                | 90/90-21 (3.00-21)  | 54R   | TT           | HARD TERRAIN         | 70000935           | 90/90-21 (3.00-21)  | 54M   | TT           | MEDIUM HARD TERRAIN | <b>TERRA FORCE-MX MH</b>     |
| 70000333              | 90/90-21 (3.00-21)  | 54R   | TT           | SUPER                | 70000920           | 90/90-21 (3.00-21)  | 54R   | TT           | SUPER               | <b>ENDURO TRAIL-RALLY MH</b> |
| 70000332              | 90/90-21 (3.00-21)  | 54R   | TT           | SUPER                | 70000920           | 90/90-21 (3.00-21)  | 54R   | TT           | SUPER               | <b>ENDURO TRAIL-RALLY MH</b> |
| <b>C-22</b>           |                     |       |              |                      |                    |                     |       |              |                     |                              |
| 226346                | 120/90-18           | 65M   | TT           | ICE SOFT             |                    |                     |       |              |                     | -                            |
| 226332                | 110/100-18          | 64L   | TT           | ICE                  | 70000989           | 110/100-18          | 64M   | TT           | ICE                 | <b>TERRA FORCE-EX HT</b>     |
| 70000281              | 110/100-18          | 64N   | TT           |                      | 70000966           | 110/100-18          | 64M   | TT           | SUPER LIGHT         | <b>TERRA FORCE-EX MH</b>     |
| 226638                | 110/90-19           | 62L   | TT           | ICE                  | 70000990           | 110/90-19           | 62M   | TT           | ICE                 | <b>TERRA FORCE-EX HT</b>     |
| 70000282              | 110/90-19           | 62N   | TT           |                      | 70000923           | 110/90-19           | 62M   | TT           | MEDIUM HARD TERRAIN | <b>TERRA FORCE-MX MH</b>     |



| BEËINDIGDE BANDEN       |                 |      |              |                     | VERVANGENDE BANDEN |                 |      |              |                     |                              |
|-------------------------|-----------------|------|--------------|---------------------|--------------------|-----------------|------|--------------|---------------------|------------------------------|
| Code                    | Banden-<br>maat | L/SS | Type (TL/TT) | Versie              | Code               | Banden-<br>maat | L/SS | Type (TL/TT) | Versie              | Loopvlak-<br>patroon         |
| <b>C-23</b>             |                 |      |              |                     |                    |                 |      |              |                     |                              |
| 226723                  | 80/100-21       | 51R  | TT           | SUPER               | 70001073           | 80/100-21       | 51R  | TT           | SUPER               | <b>TERRA FORCE-EX MH</b>     |
| 226724                  | 80/100-21       | 51N  | TT           | ICE                 | 70000991           | 90/90-21        | 51M  | TT           | ICE                 | <b>TERRA FORCE-EX HT</b>     |
| 70000283                | 80/100-21       | 51R  | TT           |                     | 70001073           | 80/100-21       | 51R  | TT           | SUPER               | <b>TERRA FORCE-EX MH</b>     |
| <b>C-24 CROSS</b>       |                 |      |              |                     |                    |                 |      |              |                     |                              |
| 226644                  | 110/90-19       | 62M  | TT           | X SOFT TERRAIN      | 70000936           | 110/90-19       | 62M  | TT           | SAND                | <b>TERRA FORCE-MX SAND 2</b> |
| <b>C-25 EAGLE SAND</b>  |                 |      |              |                     |                    |                 |      |              |                     |                              |
| 226718                  | 80/100-21       | 51M  | TT           | X SOFT TERRAIN      | 70000950           | 80/100-21       | 51M  | TT           | SAND                | <b>TERRA FORCE-MX SAND</b>   |
| <b>C-26 EAGLE STONE</b> |                 |      |              |                     |                    |                 |      |              |                     |                              |
| 226646                  | 110/90-19       | 62M  | TT           | X HARD TERRAIN      | 70000923           | 110/90-19       | 62M  | TT           | MEDIUM HARD TERRAIN | <b>TERRA FORCE-MX MH</b>     |
| 226505                  | 120/90-18       | 65M  | TT           | SUPER SOFT EXTREME  | 70000952           | 120/90-18       | 65M  | TT           | SUPER SOFT          | <b>TERRA FORCE-EF</b>        |
| <b>C-27 EAGLE STONE</b> |                 |      |              |                     |                    |                 |      |              |                     |                              |
| 226720                  | 80/100-21       | 51M  | TT           | X HARD TERRAIN      | 70000931           | 80/100-21       | 51M  | TT           | MEDIUM HARD TERRAIN | <b>TERRA FORCE-MX MH</b>     |
| 226108                  | 90/100-21       | 57M  | TT           | X HARD TERRAIN      | 70000934           | 90/100-21       | 57M  | TT           | MEDIUM HARD TERRAIN | <b>TERRA FORCE-MX MH</b>     |
| <b>C-28 TERRACROSS</b>  |                 |      |              |                     |                    |                 |      |              |                     |                              |
| 226791                  | 100/90-19       | 57M  | TT           | MEDIUM HARD TERRAIN | 70000922           | 100/90-19       | 57M  | TT           | MEDIUM HARD TERRAIN | <b>TERRA FORCE-MX MH</b>     |
| 226793                  | 110/90-19       | 62M  | TT           | MEDIUM HARD TERRAIN | 70000923           | 110/90-19       | 62M  | TT           | MEDIUM HARD TERRAIN | <b>TERRA FORCE-MX MH</b>     |
| <b>C-29 TERRACROSS</b>  |                 |      |              |                     |                    |                 |      |              |                     |                              |
| 226795                  | 80/100-21       | 51M  | TT           | ICE                 | 70000931           | 80/100-21       | 51M  | TT           | MEDIUM HARD TERRAIN | <b>TERRA FORCE-MX MH</b>     |
| 226789                  | 80/100-21       | 51M  | TT           |                     | 70000931           | 80/100-21       | 51M  | TT           | MEDIUM HARD TERRAIN | <b>TERRA FORCE-MX MH</b>     |
| <b>C-30 TERRACROSS</b>  |                 |      |              |                     |                    |                 |      |              |                     |                              |
| 226792                  | 100/90-19       | 57M  | TT           |                     | 70000922           | 100/90-19       | 57M  | TT           | MEDIUM HARD TERRAIN | <b>TERRA FORCE-MX MH</b>     |
| 226796                  | 110/90-19       | 62M  | TT           | ICE                 | 70000990           | 110/90-19       | 62M  | TT           | ICE                 | <b>TERRA FORCE-EX HT</b>     |
| 226794                  | 110/90-19       | 62M  | TT           |                     | 70000923           | 110/90-19       | 62M  | TT           | MEDIUM HARD TERRAIN | <b>TERRA FORCE-MX MH</b>     |
| <b>E-02 TOURIST</b>     |                 |      |              |                     |                    |                 |      |              |                     |                              |
| 70000476                | 3.00-21         | 54S  | TT           |                     |                    | 3.00-21         | 54S  | TT           |                     | <b>E-05</b>                  |
| <b>E-03 TOURIST</b>     |                 |      |              |                     |                    |                 |      |              |                     |                              |
| 70000477                | 3.50-18         | 62R  | TT           |                     | 70001083           | 3.50-18         | 62S  | TT           |                     | <b>E-05</b>                  |
| <b>E-05</b>             |                 |      |              |                     |                    |                 |      |              |                     |                              |
| 70000478                | 3.00-21         | 54S  | TT           |                     |                    | 3.00-21         | 54S  | TT           |                     | <b>E-05</b>                  |
| 70000479                | 4.00-19         | 71P  | TT           |                     | 70001084           | 4.00-19         | 71S  | TT           |                     | <b>E-05</b>                  |
| <b>E-06</b>             |                 |      |              |                     |                    |                 |      |              |                     |                              |
| 70000480                | 2.75-16         | 46P  | TT           |                     | 70001018           | 2.75-16         | 46S  | TT           |                     | <b>E-06</b>                  |
| <b>E-07 ENDURO</b>      |                 |      |              |                     |                    |                 |      |              |                     |                              |
| 70000453                | 120/90-17       | 64S  | TL*          |                     | 70001003           | 120/90B17       | 64H  | TL/TT        |                     | <b>ENDURO TRAIL</b>          |
| 70000454                | 130/80-17       | 65T  | TL*          |                     | 70001004           | 130/80B17       | 65H  | TL/TT        |                     | <b>ENDURO TRAIL</b>          |
| 70000457                | 140/80-17       | 69T  | TL*          |                     | 70001006           | 140/80B17       | 69H  | TL/TT        |                     | <b>ENDURO TRAIL</b>          |
| 70000456                | 140/80-17       | 69T  | TL*          | DAKAR               | 70001006           | 140/80B17       | 69H  | TL/TT        |                     | <b>ENDURO TRAIL</b>          |
| 70000462                | 150/70-17       | 69T  | TL*          |                     | 70001011           | 150/70B17       | 69H  | TL/TT        |                     | <b>ENDURO TRAIL</b>          |
| 70000461                | 150/70-17       | 69T  | TL*          | DAKAR               | 70001010           | 150/70B17       | 69H  | TL/TT        | DAKAR               | <b>ENDURO TRAIL</b>          |
| 70000455                | 130/80-18       | 72T  | TL*          |                     | 70001005           | 130/80B18       | 72H  | TL/TT        |                     | <b>ENDURO TRAIL</b>          |
| 70000459                | 140/80-18       | 70T  | TL*          |                     | 70001008           | 140/80B18       | 70H  | TL/TT        |                     | <b>ENDURO TRAIL</b>          |



E-07



E-07+



E-08



E-09

| BEËINDIGDE BANDEN          |                 |       |              |        | VERVANGENDE BANDEN |                    |       |              |        |                          |
|----------------------------|-----------------|-------|--------------|--------|--------------------|--------------------|-------|--------------|--------|--------------------------|
| Code                       | Banden-<br>maat | LI/SS | Type (TL/TT) | Versie | Code               | Banden-<br>maat    | LI/SS | Type (TL/TT) | Versie | Loopvlak-<br>patroon     |
| <b>E-07 ENDURO</b>         |                 |       |              |        |                    |                    |       |              |        |                          |
| 70000458                   | 140/80-18       | 70T   | TL*          | DAKAR  | 70001007           | 140/80B18          | 70H   | TL/TT        | DAKAR  | <b>ENDURO TRAIL</b>      |
| 70000464                   | 150/70-18       | 70T   | TL*          |        | 70001013           | 150/70B18          | 70H   | TL/TT        |        | <b>ENDURO TRAIL</b>      |
| 70000463                   | 150/70-18       | 70T   | TL*          | DAKAR  | 70001012           | 150/70B18          | 70H   | TL/TT        | DAKAR  | <b>ENDURO TRAIL</b>      |
| 70000450                   | 100/90-19       | 57T   | TL*          |        | 70001017           | 100/90B19          | 57H   | TL/TT        |        | <b>ENDURO TRAIL+</b>     |
| 70000449                   | 100/90-19       | 57T   | TL*          | DAKAR  | 70001017           | 100/90B19          | 57H   | TL/TT        |        | <b>ENDURO TRAIL+</b>     |
| 70000452                   | 110/80-19       | 59T   | TL*          |        | 70001002           | 110/80-19          | 59H   | TL/TT        |        | <b>ENDURO TRAIL</b>      |
| 70000451                   | 110/80-19       | 59T   | TL*          | DAKAR  | 70001001           | 110/80B19          | 59H   | TL/TT        | DAKAR  | <b>ENDURO TRAIL</b>      |
| 70000466                   | 90/90-21        | 54T   | TL*          |        | 70001015           | 90/90-21 (3.00-21) | 54H   | TL/TT        |        | <b>ENDURO TRAIL</b>      |
| 70000465                   | 90/90-21        | 54T   | TL*          | DAKAR  | 70001014           | 90/90B21 (3.00B21) | 54H   | TL/TT        | DAKAR  | <b>ENDURO TRAIL</b>      |
| <b>E-07 + ENDURO TRAIL</b> |                 |       |              |        |                    |                    |       |              |        |                          |
| 70000548                   | 130/80B17       | 65T   | TL*          |        | 70001037           | 130/80B17          | 65H   | TL/TT        |        | <b>ENDURO TRAIL+</b>     |
| 70000550                   | 140/80B17       | 69T   | TL*          |        | 70001038           | 140/80B17          | 69H   | TL/TT        |        | <b>ENDURO TRAIL+</b>     |
| 70000549                   | 140/80B17       | 69T   | TL*          | DAKAR  | 70001038           | 140/80B17          | 69H   | TL/TT        |        | <b>ENDURO TRAIL+</b>     |
| 70000554                   | 150/70B17       | 69T   | TL*          |        | 70001042           | 150/70B17          | 69H   | TL/TT        |        | <b>ENDURO TRAIL+</b>     |
| 70000553                   | 150/70B17       | 69T   | TL*          | DAKAR  | 70001041           | 150/70B17          | 69H   | TL/TT        | DAKAR  | <b>ENDURO TRAIL+</b>     |
| 70000559                   | 170/60B17       | 72T   | TL*          |        | 70001044           | 170/60B17          | 72H   | TL/TT        |        | <b>ENDURO TRAIL+</b>     |
| 70000558                   | 170/60B17       | 72T   | TL*          | DAKAR  | 70001043           | 170/60B17          | 72H   | TL/TT        | DAKAR  | <b>ENDURO TRAIL+</b>     |
| 70000547                   | 120/80B18       | 62T   | TL*          |        | 70001036           | 120/80B18          | 62H   | TL/TT        |        | <b>ENDURO TRAIL+</b>     |
| 70000552                   | 140/80B18       | 70T   | TL*          |        | 70001040           | 140/80B18          | 70H   | TL/TT        |        | <b>ENDURO TRAIL+</b>     |
| 70000551                   | 140/80B18       | 70T   | TL*          | DAKAR  | 70001039           | 140/80B18          | 70H   | TL/TT        | DAKAR  | <b>ENDURO TRAIL+</b>     |
| 70000557                   | 150/70B18       | 70T   | TL*          |        | 70001185           | 150/70B18          | 70H   | TL/TT        |        | <b>ENDURO TRAIL+</b>     |
| 70000555                   | 150/70B18       | 70T   | TL*          | DAKAR  | 70001188           | 150/70B18          | 70H   | TL/TT        | DAKAR  | <b>ENDURO TRAIL+</b>     |
| 70000544                   | 110/80B19       | 59T   | TL*          |        | 70001033           | 110/80B19          | 59H   | TL/TT        |        | <b>ENDURO TRAIL+</b>     |
| 70000543                   | 110/80B19       | 59T   | TL*          | DAKAR  | 70001032           | 110/80B19          | 59H   | TL/TT        | DAKAR  | <b>ENDURO TRAIL+</b>     |
| 70000546                   | 120/70B19       | 60T   | TL*          |        | 70001035           | 120/70B19          | 60H   | TL/TT        |        | <b>ENDURO TRAIL+</b>     |
| 70000545                   | 120/70B19       | 60T   | TL*          | DAKAR  | 70001034           | 120/70B19          | 60H   | TL/TT        | DAKAR  | <b>ENDURO TRAIL+</b>     |
| 70000561                   | 90/90B21        | 54T   | TL*          |        | 70001186           | 90/90B21 (3.00B21) | 54H   | TL/TT        |        | <b>ENDURO TRAIL+</b>     |
| 70000560                   | 90/90B21        | 54T   | TL*          | DAKAR  | 70001187           | 90/90B21 (3.00B21) | 54H   | TL/TT        | DAKAR  | <b>ENDURO TRAIL+</b>     |
| <b>E-08 ENDURO</b>         |                 |       |              |        |                    |                    |       |              |        |                          |
| 70000566                   | 120/90-17       | 64T   | TL*          |        | 70000521           | 120/90-17          | 64H   | TL           |        | <b>TERRA FORCE-R</b>     |
| 70000567                   | 130/80-17       | 65T   | TL*          |        | 70000522           | 130/80-17          | 65H   | TL           |        | <b>TERRA FORCE-R</b>     |
| 70000569                   | 140/80-17       | 69H   | TL*          |        | 70000525           | 140/80r17          | 69V   | TL           |        | <b>TERRA FORCE-R</b>     |
| 70000570                   | 150/70-17       | 69H   | TL*          |        | 70000526           | 150/70R17          | 69V   | TL           |        | <b>TERRA FORCE-R</b>     |
| 70000572                   | 4.10-18         | 60P   | TT           |        | 70001019           | 110/80-18          | 58T   | TL/TT        |        | <b>ENDURO TRAIL XT+*</b> |
| 70000568                   | 130/80-18       | 72T   | TL*          |        | 70001005           | 130/80B18          | 72H   | TL/TT        |        | <b>ENDURO TRAIL*</b>     |
| 70000564                   | 100/90-19       | 57H   | TL*          |        | 70000520           | 100/90-19          | 57H   | TL           |        | <b>TERRA FORCE-R</b>     |
| 70000565                   | 110/80-19       | 59H   | TL*          |        | 70000523           | 110/80R19          | 59V   | TL           |        | <b>TERRA FORCE-R</b>     |
| 70000571                   | 2.75-21         | 45P   | TT           |        | 70001150           | 80/90-21           | 48H   | TL/TT        |        | <b>ENDURO TRAIL XT+*</b> |
| 70000573                   | 90/90-21        | 54T   | TL*          |        | 70000529           | 90/90-21 (3.00-21) | 54H   | TL/TT        |        | <b>TERRA FORCE-R</b>     |
| <b>E-09 ENDURO</b>         |                 |       |              |        |                    |                    |       |              |        |                          |
| 70000487                   | 120/90-17       | 64R   | TL*          |        | 70001021           | 120/90B17          | 64T   | TL/TT        | DAKAR  | <b>ENDURO TRAIL XT+</b>  |

\*Mer offroad-orienterat slitbanemönster



E-09



E-10



E-12

| BEËINDIGDE BANDEN      |                 |      |              |        | VERVANGENDE BANDEN |                    |      |              |             |                               |
|------------------------|-----------------|------|--------------|--------|--------------------|--------------------|------|--------------|-------------|-------------------------------|
| Code                   | Banden-<br>maat | L/SS | Type (TL/TT) | Versie | Code               | Banden-<br>maat    | L/SS | Type (TL/TT) | Versie      | Loopvlak-<br>patroon          |
| <b>E-09 ENDURO</b>     |                 |      |              |        |                    |                    |      |              |             |                               |
| 70000486               | 120/90-17       | 64R  | TL*          | DAKAR  | 70001021           | 120/90B17          | 64T  | TL/TT        | DAKAR       | <b>ENDURO TRAIL XT+</b>       |
| 70000489               | 130/80-17       | 65R  | TL*          |        | 70001022           | 130/80B17          | 65T  | TL/TT        | DAKAR       | <b>ENDURO TRAIL XT+</b>       |
| 70000488               | 130/80-17       | 65R  | TL*          | DAKAR  | 70001022           | 130/80B17          | 65T  | TL/TT        | DAKAR       | <b>ENDURO TRAIL XT+</b>       |
| 70000493               | 140/80-17       | 69R  | TL*          |        | 70001024           | 140/80B17          | 69T  | TL/TT        | DAKAR       | <b>ENDURO TRAIL XT+</b>       |
| 70000492               | 140/80-17       | 69R  | TL*          | DAKAR  | 70001024           | 140/80B17          | 69T  | TL/TT        | DAKAR       | <b>ENDURO TRAIL XT+</b>       |
| 70000497               | 150/70-17       | 69R  | TL*          |        | 70001027           | 150/70B17          | 69T  | TL/TT        | DAKAR       | <b>ENDURO TRAIL XT+</b>       |
| 70000496               | 150/70-17       | 69R  | TL*          | DAKAR  | 70001027           | 150/70B17          | 69T  | TL/TT        | DAKAR       | <b>ENDURO TRAIL XT+</b>       |
| 70000502               | 4.10-18         | 60P  | TT           |        | 70001019           | 110/80-18          | 58T  | TL/TT        |             | <b>ENDURO TRAIL XT+</b>       |
| 70000483               | 110/80-18       | 58P  | TT           |        | 70001019           | 110/80-18          | 58T  | TL/TT        |             | <b>ENDURO TRAIL XT+</b>       |
| 70000491               | 130/80-18       | 72R  | TL*          |        | 70001023           | 130/80B18          | 72T  | TL/TT        | DAKAR       | <b>ENDURO TRAIL XT+</b>       |
| 70000490               | 130/80-18       | 72R  | TL*          | DAKAR  | 70001023           | 130/80B18          | 72T  | TL/TT        | DAKAR       | <b>ENDURO TRAIL XT+</b>       |
| 70000495               | 140/80-18       | 70R  | TL*          |        | 70001026           | 140/80B18          | 70T  | TL/TT        |             | <b>ENDURO TRAIL XT+</b>       |
| 70000494               | 140/80-18       | 70R  | TL*          | DAKAR  | 70001025           | 140/80B18          | 70T  | TL/TT        | DAKAR       | <b>ENDURO TRAIL XT+</b>       |
| 70000500               | 150/70-18       | 70R  | TL*          |        | 70001029           | 150/70B18          | 70T  | TL/TT        |             | <b>ENDURO TRAIL XT+</b>       |
| 70000498               | 150/70-18       | 70R  | TL*          | DAKAR  | 70001028           | 150/70B18          | 70T  | TL/TT        | DAKAR       | <b>ENDURO TRAIL XT+</b>       |
| 70000482               | 100/90-19       | 57R  | TL*          |        | 70001141           | 100/90-19          | 57T  | TL/TT        |             | <b>ENDURO TRAIL XT+</b>       |
| 70000481               | 100/90-19       | 57R  | TL*          | DAKAR  | 70001141           | 100/90-19          | 57T  | TL/TT        |             | <b>ENDURO TRAIL XT+</b>       |
| 70000485               | 110/80-19       | 59R  | TL*          |        | 70001020           | 110/80B19          | 59T  | TL/TT        | DAKAR       | <b>ENDURO TRAIL XT+</b>       |
| 70000484               | 110/80-19       | 59R  | TL*          | DAKAR  | 70001020           | 110/80B19          | 59T  | TL/TT        | DAKAR       | <b>ENDURO TRAIL XT+</b>       |
| 70000501               | 2.75-21         | 45P  | TT           |        | 70001150           | 80/90-21           | 48H  | TL/TT        |             | <b>ENDURO TRAIL XT+</b>       |
| 70000503               | 80/90-21        | 48P  | TT           |        | 70001150           | 80/90-21           | 48H  | TL/TT        |             | <b>ENDURO TRAIL XT+</b>       |
| 70000505               | 90/90-21        | 54R  | TL*          |        | 70001031           | 90/90-21 (3.00-21) | 54T  | TL/TT        |             | <b>ENDURO TRAIL XT+</b>       |
| 70000504               | 90/90-21        | 54R  | TL*          | DAKAR  | 70001030           | 90/90B21 (3.00B21) | 54T  | TL/TT        | DAKAR       | <b>ENDURO TRAIL XT+</b>       |
| <b>E-10 ENDURO</b>     |                 |      |              |        |                    |                    |      |              |             |                               |
| 70000510               | 140/80B17       | 69T  | TL*          |        | 70001210           | 140/80B17          | 69H  | TL/TT        |             | <b>ENDURO TRAIL XT</b>        |
| 70000509               | 140/80B17       | 69T  | TL*          | DAKAR  | 70001209           | 140/80B17          | 69H  | TL/TT        | DAKAR       | <b>ENDURO TRAIL XT</b>        |
| 70000514               | 150/70B17       | 69T  | TL*          |        | 70001212           | 150/70B17          | 69H  | TL/TT        |             | <b>ENDURO TRAIL XT</b>        |
| 70000513               | 150/70B17       | 69T  | TL*          | DAKAR  | 70001211           | 150/70B17          | 69H  | TL/TT        | DAKAR       | <b>ENDURO TRAIL XT</b>        |
| 70000517               | 170/60B17       | 72Q  | TL*          |        | 70001086           | 170/60B17          | 72H  | TL/TT        |             | <b>ENDURO TRAIL XT</b>        |
| 70000512               | 140/80B18       | 70T  | TL*          |        | 70001215           | 140/80B18          | 70H  | TL/TT        |             | <b>ENDURO TRAIL XT</b>        |
| 70000511               | 140/80B18       | 70T  | TL*          | DAKAR  | 70001216           | 140/80B18          | 70H  | TL/TT        | DAKAR       | <b>ENDURO TRAIL XT</b>        |
| 70000516               | 150/70B18       | 70T  | TL*          |        | 70001218           | 150/70B18          | 70H  | TL/TT        |             | <b>ENDURO TRAIL XT</b>        |
| 70000515               | 150/70B18       | 70T  | TL*          | DAKAR  | 70001217           | 150/70B18          | 70H  | TL/TT        | DAKAR       | <b>ENDURO TRAIL XT</b>        |
| 70000507               | 110/80B19       | 59T  | TL*          |        | 70001177           | 110/80-19          | 59T  | TL/TT        |             | <b>ENDURO TRAIL XT+</b>       |
| 70000506               | 110/80B19       | 59T  | TL*          | DAKAR  | 70001020           | 110/80B19          | 59T  | TL/TT        | DAKAR       | <b>ENDURO TRAIL XT+</b>       |
| 70000508               | 120/70B19       | 60Q  | TL*          |        | 70001179           | 120/70B19          | 60T  | TL/TT        |             | <b>ENDURO TRAIL XT+</b>       |
| 70000519               | 90/90B21        | 54T  | TL*          |        | 70001031           | 90/90-21           | 54T  | TL/TT        |             | <b>ENDURO TRAIL XT+</b>       |
| 70000518               | 90/90B21        | 54T  | TL*          | DAKAR  | 70001030           | 90/90B21           | 54T  | TL/TT        | DAKAR       | <b>ENDURO TRAIL XT+</b>       |
| <b>E-12 RALLY STAR</b> |                 |      |              |        |                    |                    |      |              |             |                               |
| 70000334               | 140/80-18       | 70R  | TT           |        | 70000993           | 140/80-18          | 70R  | TT           | SUPER LIGHT | <b>ENDURO TRAIL-RALLY PRO</b> |
| 70000335               | 140/80-18       | 70R  | TT           |        | 70000993           | 140/80-18          | 70R  | TT           | SUPER LIGHT | <b>ENDURO TRAIL-RALLY PRO</b> |



| BEËINDIGDE BANDEN            |                     |       |              |                    | VERVANGENDE BANDEN |                         |       |              |                     |                               |
|------------------------------|---------------------|-------|--------------|--------------------|--------------------|-------------------------|-------|--------------|---------------------|-------------------------------|
| Code                         | Banden-<br>maat     | LI/SS | Type (TL/TT) | Versie             | Code               | Banden-<br>maat         | LI/SS | Type (TL/TT) | Versie              | Loopvlak-<br>patroon          |
| <b>E-13 RALLY STAR</b>       |                     |       |              |                    |                    |                         |       |              |                     |                               |
| 70000336                     | 90/90-21 (3.00-21)  | 54R   | TT           |                    | 70000994           | 90/90-21                | 54R   | TT           | SUPER LIGHT         | <b>ENDURO TRAIL-RALLY PRO</b> |
| 70000337                     | 90/90-21 (3.00-21)  | 54R   | TT           |                    | 70000994           | 90/90-21                | 54R   | TT           | SUPER LIGHT         | <b>ENDURO TRAIL-RALLY PRO</b> |
| <b>EF-05 ENDURO</b>          |                     |       |              |                    |                    |                         |       |              |                     |                               |
| 70000234                     | 120/80-19           | 63R   | TT           | SUPER              | 70000924           | 120/80-19               | 63M   | TT           | MEDIUM HARD TERRAIN | <b>TERRA FORCE-MX MH</b>      |
| 70000192                     | 120/80-19           | 63R   | TT           | SUPER              | 70000924           | 120/80-19               | 63M   | TT           | MEDIUM HARD TERRAIN | <b>TERRA FORCE-MX MH</b>      |
| <b>EF-07 MAJESTIC ENDURO</b> |                     |       |              |                    |                    |                         |       |              |                     |                               |
| 70000193                     | 110/80-18           | 58M   | TT           | SUPER              | 70000951           | 110/80-18               | 58R   | TT           | SUPER               | <b>TERRA FORCE-EF</b>         |
| 70000236                     | 110/80-18           | 58M   | TT           | SUPER              | 70000951           | 110/80-18               | 58R   | TT           | SUPER               | <b>TERRA FORCE-EF</b>         |
| 70000194                     | 120/90-18           | 71R   | TT           | SUPER LIGHT        | 70000953           | 120/90-18               | 65M   | TT           | SUPER LIGHT         | <b>TERRA FORCE-EF</b>         |
| 70000195                     | 120/90-18           | 71R   | TT           | SUPER              | 70000954           | 120/90-18               | 65R   | TT           | SUPER               | <b>TERRA FORCE-EF</b>         |
| 70000235                     | 120/90-18           | 71R   | TT           | REINF SUPER LIGHT  | 70000953           | 120/90-18               | 65M   | TT           | SUPER LIGHT         | <b>TERRA FORCE-EF</b>         |
| 70000237                     | 120/90-18           | 65M   | TT           | SUPER              | 70000954           | 120/90-18               | 65R   | TT           | SUPER               | <b>TERRA FORCE-EF</b>         |
| 70000238                     | 130/90-18           | 69R   | TT           | SUPER LIGHT        |                    |                         |       |              |                     | -                             |
| 70000196                     | 130/90-18           | 69R   | TT           | SUPER LIGHT        |                    |                         |       |              |                     | -                             |
| 70000239                     | 130/90-18           | 69R   | TT           | SUPER              |                    |                         |       |              |                     | -                             |
| 70000197                     | 130/90-18           | 69R   | TT           | SUPER              |                    |                         |       |              |                     | -                             |
| 70000198                     | 140/80-18           | 70R   | TT           | SUPER SOFT EXTREME | 70000955           | 140/80-18               | 70M   | TT           | SUPER SOFT          | <b>TERRA FORCE-EF</b>         |
| 70000199                     | 140/80-18           | 70R   | TT           | SUPER LIGHT        | 70000956           | 140/80-18               | 70R   | TT           | SUPER LIGHT         | <b>TERRA FORCE-EF</b>         |
| 70000200                     | 140/80-18           | 70R   | TT           | SUPER              | 70000957           | 140/80-18               | 70R   | TT           | SUPER               | <b>TERRA FORCE-EF</b>         |
| 70000242                     | 140/80-18           | 70R   | TT           | SUPER              | 70000957           | 140/80-18               | 70R   | TT           | SUPER               | <b>TERRA FORCE-EF</b>         |
| 70000241                     | 140/80-18           | 70R   | TT           | SUPER LIGHT        | 70000956           | 140/80-18               | 70R   | TT           | SUPER LIGHT         | <b>TERRA FORCE-EF</b>         |
| 70000240                     | 140/80-18           | 70R   | TT           | SUPER SOFT EXTREME | 70000955           | 140/80-18               | 70M   | TT           | SUPER SOFT          | <b>TERRA FORCE-EF</b>         |
| <b>ET-01 TRIAL</b>           |                     |       |              |                    |                    |                         |       |              |                     |                               |
| 70000339                     | 4.00-18             | 64M   | TL*          |                    | 70001076           | 120/100R18              | 68M   | TL/TT        | SOFT                | <b>TRIAL</b>                  |
| 70000340                     | 4.00-18             | 64M   | TL*          | X PRO              | 70001077           | 120/100R18              | 68M   | TL/TT        | SUPER SOFT          | <b>TRIAL X-PRO</b>            |
| 70000338                     | 2.75-21             | 45M   | TL*          |                    | 70001078           | 80/100-21 (2.75-21)     | 51M   | TL/TT        | SOFT                | <b>TRIAL</b>                  |
| <b>FT-18 FLAT TRACK</b>      |                     |       |              |                    |                    |                         |       |              |                     |                               |
| 70000355                     | 27×7-19             | NHS   | TT           |                    | 70001079           | 130/80-19 (27×7-19)     | NHS   | TT           | SOFT                | <b>FLAT TRACK</b>             |
| 70000354                     | 27.5×7.5-19         | NHS   | TT           |                    | 70001081           | 140/80-19 (27.5×7.5-19) | NHS   | TT           | SOFT                | <b>FLAT TRACK</b>             |
| <b>H-01</b>                  |                     |       |              |                    |                    |                         |       |              |                     |                               |
| 70000007                     | 2.75-19 (80/100-19) | 43P   | TT           |                    | 70000912           | 2.75-19                 | 43P   | TT           |                     | <b>H-06</b>                   |
| 70000008                     | 3.00-19             | 49P   | TT           |                    | 70000913           | 3.00-19                 | 49P   | TT           |                     | <b>H-06</b>                   |
| 70000009                     | 3.25-19             | 54P   | TT           |                    | 70000916           | 3.25-19                 | 54P   | TT           |                     | <b>H-06</b>                   |
| <b>H-02</b>                  |                     |       |              |                    |                    |                         |       |              |                     |                               |
| 70000010                     | 2.50-19             | 41L   | TT           |                    | 70000899           | 2.50-19                 | 41P   | TT           |                     | <b>H-02</b>                   |
| 70000011                     | 3.00-19             | 57P   | TT           |                    | 70000900           | 3.00-19                 | 57P   | TT           |                     | <b>H-02</b>                   |
| 70000012                     | 3.50-19             | 63P   | TT           |                    | 70000901           | 3.50-19                 | 63P   | TT           |                     | <b>H-02</b>                   |
| 70000013                     | 4.00-19             | 71P   | TT           |                    | 70000903           | 4.00-19                 | 71P   | TT           |                     | <b>H-02</b>                   |
| 70000014                     | 4.00-19             | 71P   | TT           | SIDE CAR           | 70000902           | 4.00-19                 | 71P   | TT           | SIDE CAR            | <b>H-02</b>                   |
| <b>H-03</b>                  |                     |       |              |                    |                    |                         |       |              |                     |                               |
| 70000015                     | 2.75-18             | 48P   | TT           |                    | 70000904           | 2.75-18                 | 48P   | TT           |                     | <b>H-03</b>                   |
| 70000018                     | 3.50-18             | 62P   | TT           |                    | 70000907           | 3.50-18                 | 62P   | TT           |                     | <b>H-03</b>                   |





| BEËINDIGDE BANDEN      |                         |      |              |             | VERVANGENDE BANDEN |                         |      |              |            |                      |
|------------------------|-------------------------|------|--------------|-------------|--------------------|-------------------------|------|--------------|------------|----------------------|
| Code                   | Banden-<br>maat         | L/SS | Type (TL/TT) | Versie      | Code               | Banden-<br>maat         | L/SS | Type (TL/TT) | Versie     | Loopvlak-<br>patroon |
| <b>H-03</b>            |                         |      |              |             |                    |                         |      |              |            |                      |
| 70000016               | 3.00-18                 | 52P  | TT           |             | 70000905           | 3.00-18                 | 52P  | TT           |            | <b>H-03</b>          |
| 70000017               | 3.25-18 (90/100-18)     | 59P  | TT           |             | 70000906           | 3.25-18 (90/100-18)     | 59P  | TT           |            | <b>H-03</b>          |
| <b>H-04</b>            |                         |      |              |             |                    |                         |      |              |            |                      |
| 70000019               | 2.50-16                 | 41L  | TT           |             | 70000908           | 2.50-16 (70/100-16)     | 41P  | TT           |            | <b>H-04</b>          |
| 70000020               | 3.25-18                 | 59P  | TT           |             | 70000909           | 3.25-18                 | 59P  | TT           |            | <b>H-04</b>          |
| <b>H-05</b>            |                         |      |              |             |                    |                         |      |              |            |                      |
| 70000021               | 3.25-16                 | 55P  | TT           |             | 70000914           | 3.25-16                 | 55P  | TT           |            | <b>H-06</b>          |
| <b>H-06</b>            |                         |      |              |             |                    |                         |      |              |            |                      |
| 70000025               | 3.50-16                 | 64S  | TT           |             | 70000917           | 3.50-16                 | 58P  | TT           |            | <b>H-06</b>          |
| 70000022               | 2.75-16                 | 46P  | TT           |             | 70000910           | 2.75-16 (2 3/4-16)      | 46P  | TT           |            | <b>H-06</b>          |
| 223123                 | 2.75-18                 | 48P  | TT           |             | 70000911           | 2.75-18                 | 48P  | TT           | REINFORCED | <b>H-06</b>          |
| 70000024               | 3.25-18 (90/100-18)     | 59P  | TT           |             | 70000915           | 3.25-18 (90/100-18)     | 59P  | TT           |            | <b>H-06</b>          |
| 70000026               | 3.50-18                 | 62P  | TT           |             | 70000918           | 3.50-18                 | 62P  | TT           |            | <b>H-06</b>          |
| 70000027               | 4.00-18                 | 64S  | TT           |             | 70000919           | 4.00-18                 | 64S  | TT           |            | <b>H-06</b>          |
| <b>H-11</b>            |                         |      |              |             |                    |                         |      |              |            |                      |
| 70000037               | 130/90-16               | 67T  | TT           |             | 70000033           | 130/90B16 (MT90 B16)    | 73H  | TL*          |            | <b>CUSTOM FORCE</b>  |
| <b>H-14 LIGHTNING</b>  |                         |      |              |             |                    |                         |      |              |            |                      |
| 70000038               | 90/90-19 (3.00-19)      | 52T  | TT           |             |                    |                         |      |              |            | -                    |
| <b>H-15 LIGHTNING</b>  |                         |      |              |             |                    |                         |      |              |            |                      |
| 70000039               | 110/90-18 (4.00-18)     | 64T  | TT           |             |                    |                         |      |              |            | -                    |
| <b>H-17</b>            |                         |      |              |             |                    |                         |      |              |            |                      |
| 223382                 | 130/70-18               | 63H  | TL           |             |                    |                         |      |              |            | -                    |
| <b>H-18 FLAT TRACK</b> |                         |      |              |             |                    |                         |      |              |            |                      |
| 70000356               | 130/80-19 (27×7-19)     | NHS  | TT           |             | 70001079           | 130/80-19 (27×7-19)     | NHS  | TT           | SOFT       | <b>FLAT TRACK</b>    |
| 70000357               | 130/80-19 (27×7-19)     | NHS  | TT           |             | 70001080           | 130/80-19 (27×7-19)     | NHS  | TT           | SUPER SOFT | <b>FLAT TRACK</b>    |
| 70000359               | 140/80-19 (27.5×7.5-19) | NHS  | TT           |             | 70001081           | 140/80-19 (27.5×7.5-19) | NHS  | TT           | SOFT       | <b>FLAT TRACK</b>    |
| 70000360               | 140/80-19 (27.5×7.5-19) | NHS  | TT           |             | 70001082           | 140/80-19 (27.5×7.5-19) | NHS  | TT           | SUPER SOFT | <b>FLAT TRACK</b>    |
| <b>H-18 HIGHWAY</b>    |                         |      |              |             |                    |                         |      |              |            |                      |
| 70000083               | 130/80-19 (27×7-19)     | 71H  | TL*          |             | 70001058           | 130/80-19 (27×7-19)     | 71H  | TL/TT        | STREET     | <b>FLAT TRACK</b>    |
| 70000084               | 140/80-19 (27.5×7.5-19) | 71H  | TL*          |             | 70001059           | 140/80-19 (27.5×7.5-19) | 71H  | TL/TT        | STREET     | <b>FLAT TRACK</b>    |
| <b>MC-7</b>            |                         |      |              |             |                    |                         |      |              |            |                      |
| 70000063               | 3.00-18                 | 52R  | TL*          |             | 70001255           | 3.00-18                 | 52S  | TL*          | REINFORCED | <b>MC-7</b>          |
| <b>MC-18</b>           |                         |      |              |             |                    |                         |      |              |            |                      |
| 70000587               | 3.50-10                 | 51P  | TL*          | WHITE WALL  |                    |                         |      |              |            | -                    |
| 70000040               | 110/80-17               | 57P  | TL*          |             |                    |                         |      |              |            | -                    |
| 81808                  | 90/80-17                | 46P  | TL           |             |                    |                         |      |              |            | -                    |
| 592964                 | 90/80-17                | 46P  | TL           | RACING SOFT |                    |                         |      |              |            | -                    |
| 70000041               | 90/80-17                | 46P  | TL*          |             |                    |                         |      |              |            | -                    |
| <b>MC-32 WIN SCOOT</b> |                         |      |              |             |                    |                         |      |              |            |                      |
| 70000712               | 120/90-10               | 57L  | TL*          |             |                    |                         |      |              |            | -                    |
| 70000711               | 120/80-16               | 60P  | TL*          |             |                    |                         |      |              |            | -                    |



| BEËINDIGDE BANDEN         |                     |       |              |                      | VERVANGENDE BANDEN |                    |       |              |                     |                          |
|---------------------------|---------------------|-------|--------------|----------------------|--------------------|--------------------|-------|--------------|---------------------|--------------------------|
| Code                      | Banden-<br>maat     | LI/SS | Type (TL/TT) | Versie               | Code               | Banden-<br>maat    | LI/SS | Type (TL/TT) | Versie              | Loopvlak-<br>patroon     |
| <b>S-03</b>               |                     |       |              |                      |                    |                    |       |              |                     |                          |
| 70000732                  | 4.00-8              | 63J   | TT           |                      |                    |                    |       |              |                     | -                        |
| <b>S-04</b>               |                     |       |              |                      |                    |                    |       |              |                     |                          |
| 70000733                  | 4.00-8C             | 66L   | TT           |                      |                    |                    |       |              |                     | -                        |
| <b>SW-05 SPEEDWAY</b>     |                     |       |              |                      |                    |                    |       |              |                     |                          |
| 70000343                  | 3.75-19             | 61P   | TT           |                      | 70001190           | 3.75-19            | 61P   | TT           | SOFT                | <b>SPEEDWAY</b>          |
| <b>SW-07 SPEEDWAY</b>     |                     |       |              |                      |                    |                    |       |              |                     |                          |
| 70000344                  | 3.75-19             | 61P   | TT           |                      | 70001139           | 3.75-19            | 61P   | TT           |                     | <b>SPEEDWAY</b>          |
| 70001151                  | 3.75-19             | 61P   | TL           |                      | 70001140           | 3.75-19            | 61P   | TL           |                     | <b>SPEEDWAY</b>          |
| 70000346                  | 3.75-19             | 61P   | TT           |                      | 70001139           | 3.75-19            | 61P   | TT           |                     | <b>SPEEDWAY</b>          |
| <b>SW-08 ICE SPEEDWAY</b> |                     |       |              |                      |                    |                    |       |              |                     |                          |
| 70000342                  | 3.00-21             | 57P   | TT           | ICE SPEEDWAY         |                    |                    |       |              |                     | -                        |
| 70000341                  | 2.50-23             | 48P   | TT           | ICE SPEEDWAY         |                    |                    |       |              |                     | -                        |
| <b>SW-10 SPEED STAR</b>   |                     |       |              |                      |                    |                    |       |              |                     |                          |
| 70000347                  | 3.00-17             | 50P   | TT           |                      | 70000998           | 3.00-17            | 50P   | TT           | SOFT                | <b>SPEEDWAY</b>          |
| <b>SW-11 SPEEDWAY</b>     |                     |       |              |                      |                    |                    |       |              |                     |                          |
| 70000348                  | 2 1/4-19 (2.25-19)  | 30P   | TT           |                      |                    |                    |       |              |                     | -                        |
| <b>SW-12 SPEEDWAY</b>     |                     |       |              |                      |                    |                    |       |              |                     |                          |
| 70000350                  | 2.75-23             | 48P   | TT           |                      | 70000997           | 2.75-23            | 48P   | TT           |                     | <b>SPEEDWAY</b>          |
| 70000349                  | 2.75-23             | 48P   | TT           |                      | 70000997           | 2.75-23            | 48P   | TT           |                     | <b>SPEEDWAY</b>          |
| <b>SW-13 SPEEDWAY</b>     |                     |       |              |                      |                    |                    |       |              |                     |                          |
| 70000351                  | 2.75-22             | 50R   | TT           |                      | 70000996           | 2.75-22            | 50R   | TT           |                     | <b>SPEEDWAY</b>          |
| 70000352                  | 2.75-22             | 50R   | TT           |                      | 70000996           | 2.75-22            | 50R   | TT           |                     | <b>SPEEDWAY</b>          |
| <b>SW-14 SPEEDWAY</b>     |                     |       |              |                      |                    |                    |       |              |                     |                          |
| 70000353                  | 2.50-10             | NHS   | TT           |                      |                    |                    |       |              |                     | -                        |
| <b>SX30</b>               |                     |       |              |                      |                    |                    |       |              |                     |                          |
| 226786                    | 60/100-14           | 30M   | TT           | INTERMEDIATE TERRAIN | 70000926           | 60/100-14          | 29M   | TT           | MEDIUM HARD TERRAIN | <b>TERRA FORCE-MX MH</b> |
| 226787                    | 80/100-12 (2.50-12) | 50M   | TT           | INTERMEDIATE TERRAIN | 70000930           | 80/100-12          | 50M   | TT           | MEDIUM HARD TERRAIN | <b>TERRA FORCE-MX MH</b> |
| <b>TERRA FORCE-EF</b>     |                     |       |              |                      |                    |                    |       |              |                     |                          |
| 70000201                  | 120/90-18           | 65M   | TT           | SUPER LIGHT          | 70000953           | 120/90-18          | 65M   | TT           | SUPER LIGHT         | <b>TERRA FORCE-EF</b>    |
| 70000244                  | 120/90-18           | 65R   | TT           | SUPER                | 70000954           | 120/90-18          | 65R   | TT           | SUPER               | <b>TERRA FORCE-EF</b>    |
| 70000243                  | 120/90-18           | 65M   | TT           | SUPER LIGHT          | 70000953           | 120/90-18          | 65R   | TT           | SUPER LIGHT         | <b>TERRA FORCE-EF</b>    |
| 70000246                  | 140/80-18           | 70R   | TT           | SUPER                | 70000957           | 140/80-18          | 70R   | TT           | SUPER               | <b>TERRA FORCE-EF</b>    |
| 70000245                  | 140/80-18           | 70M   | TT           | SUPER LIGHT          | 70000956           | 140/80-18          | 70R   | TT           | SUPER LIGHT         | <b>TERRA FORCE-EF</b>    |
| 70000250                  | 90/90-21            | 54R   | TT           | SUPER                | 70000961           | 90/90-21 (3.00-21) | 54R   | TT           | SUPER               | <b>TERRA FORCE-EF</b>    |
| 70000207                  | 90/90-21            | 54R   | TT           | SUPER LIGHT          | 70000960           | 90/90-21           | 54R   | TT           | SUPER LIGHT         | <b>TERRA FORCE-EF</b>    |
| 70000249                  | 90/90-21            | 54R   | TT           | SUPER LIGHT          | 70000960           | 90/90-21 (3.00-21) | 54R   | TT           | SUPER LIGHT         | <b>TERRA FORCE-EF</b>    |
| 70000248                  | 90/100-21           | 57R   | TT           | SUPER                | 70000959           | 90/100-21          | 57R   | TT           | SUPER               | <b>TERRA FORCE-EF</b>    |
| 70000206                  | 90/100-21           | 57R   | TT           | SUPER                | 70000959           | 90/100-21          | 57R   | TT           | SUPER               | <b>TERRA FORCE-EF</b>    |
| 70000247                  | 90/100-21           | 57R   | TT           | SUPER LIGHT          | 70000958           | 90/100-21          | 57R   | TT           | SUPER LIGHT         | <b>TERRA FORCE-EF</b>    |
| <b>TERRA FORCE-EH</b>     |                     |       |              |                      |                    |                    |       |              |                     |                          |
| 70000209                  | 120/90-18           | 65M   | TT           | SUPER SOFT EXTREME   | 70000952           | 120/90-18          | 65M   | TT           | SUPER SOFT          | <b>TERRA FORCE-EF</b>    |



TERRA FORCE-EH

TERRA FORCE-MX MH

| BEËINDIGDE BANDEN        |                     |       |              |                     | VERVANGENDE BANDEN |                     |       |              |                     |                           |
|--------------------------|---------------------|-------|--------------|---------------------|--------------------|---------------------|-------|--------------|---------------------|---------------------------|
| Code                     | Banden-<br>maat     | LI/SS | Type (TL/TT) | Versie              | Code               | Banden-<br>maat     | LI/SS | Type (TL/TT) | Versie              | Loopvlak-<br>patroon      |
| <b>TERRA FORCE-EH</b>    |                     |       |              |                     |                    |                     |       |              |                     |                           |
| 70000210                 | 140/80-18           | 70M   | TT           | SUPER SOFT EXTREME  | 70000955           | 140/80-18           | 70M   | TT           | SUPER SOFT          | <b>TERRA FORCE-EF</b>     |
| 70000251                 | 120/90-18           | 65M   | TT           | SUPER SOFT EXTREME  | 70000952           | 120/90-18           | 65M   | TT           | SUPER SOFT          | <b>TERRA FORCE-EF</b>     |
| 70000252                 | 140/80-18           | 70M   | TT           | SUPER SOFT EXTREME  | 70000962           | 140/80-18           | 70M   | TT           | SUPER SOFT          | <b>TERRA FORCE-EF PRO</b> |
| <b>TERRA FORCE-MX MH</b> |                     |       |              |                     |                    |                     |       |              |                     |                           |
| 70000117                 | 70/100-10           | 41J   | TT           | MEDIUM HARD TERRAIN | 70000927           | 70/100-10           | 41M   | TT           | MEDIUM HARD TERRAIN | <b>TERRA FORCE-MX MH</b>  |
| 70000118                 | 70/100-10 (2.50-10) | 41J   | TT           |                     | 70000927           | 70/100-10           | 41M   | TT           | MEDIUM HARD TERRAIN | <b>TERRA FORCE-MX MH</b>  |
| 70000113                 | 60/100-12           | 36J   | TT           | MEDIUM HARD TERRAIN | 70000925           | 60/100-12           | 36M   | TT           | MEDIUM HARD TERRAIN | <b>TERRA FORCE-MX MH</b>  |
| 70000114                 | 60/100-12           | 36J   | TT           |                     | 70000925           | 60/100-12           | 36M   | TT           | MEDIUM HARD TERRAIN | <b>TERRA FORCE-MX MH</b>  |
| 70000123                 | 80/100-12           | 50M   | TT           | MEDIUM HARD TERRAIN | 70000930           | 80/100-12 (2.50-12) | 50M   | TT           | MEDIUM HARD TERRAIN | <b>TERRA FORCE-MX MH</b>  |
| 70000124                 | 80/100-12           | 50M   | TT           |                     | 70000930           | 80/100-12 (2.50-12) | 50M   | TT           | MEDIUM HARD TERRAIN | <b>TERRA FORCE-MX MH</b>  |
| 70000115                 | 60/100-14           | 29M   | TT           | MEDIUM HARD TERRAIN | 70000926           | 60/100-14           | 29M   | TT           | MEDIUM HARD TERRAIN | <b>TERRA FORCE-MX MH</b>  |
| 70000116                 | 60/100-14           | 29M   | TT           |                     | 70000926           | 60/100-14           | 29M   | TT           | MEDIUM HARD TERRAIN | <b>TERRA FORCE-MX MH</b>  |
| 70000294                 | 60/100-14           | 30M   | TT           | WIN FRIC            |                    |                     |       |              |                     | -                         |
| 70000321                 | 60/100-14           | 29M   | TT           | SPIKE               |                    |                     |       |              |                     | -                         |
| 70000127                 | 90/100-14           | 49M   | TT           | MEDIUM HARD TERRAIN | 70000932           | 90/100-14           | 49M   | TT           | MEDIUM HARD TERRAIN | <b>TERRA FORCE-MX MH</b>  |
| 70000128                 | 90/100-14           | 49M   | TT           |                     | 70000932           | 90/100-14           | 49M   | TT           | MEDIUM HARD TERRAIN | <b>TERRA FORCE-MX MH</b>  |
| 70000129                 | 90/100-16           | 51M   | TT           | MEDIUM HARD TERRAIN | 70000933           | 90/100-16           | 51M   | TT           | MEDIUM HARD TERRAIN | <b>TERRA FORCE-MX MH</b>  |
| 70000213                 | 90/100-16           | 51M   | TT           | SUPER SOFT EXTREME  | 70000973           | 90/100-16           | 51M   | TT           | SUPER SOFT          | <b>TERRA FORCE-EX MH</b>  |
| 70000255                 | 90/100-16           | 51M   | TT           | SUPER SOFT EXTREME  | 70000973           | 90/100-16           | 51M   | TT           | SUPER SOFT          | <b>TERRA FORCE-EX MH</b>  |
| 70000130                 | 90/100-16           | 51M   | TT           | MEDIUM HARD TERRAIN | 70000933           | 90/100-16           | 51M   | TT           | MEDIUM HARD TERRAIN | <b>TERRA FORCE-MX MH</b>  |
| 70000119                 | 70/100-17           | 40M   | TT           | MEDIUM HARD TERRAIN | 70000928           | 70/100-17           | 40M   | NHS          | MEDIUM HARD TERRAIN | <b>TERRA FORCE-MX MH</b>  |
| 70000120                 | 70/100-17           | 40M   | TT           |                     | 70000928           | 70/100-17           | 40M   | NHS          | MEDIUM HARD TERRAIN | <b>TERRA FORCE-MX MH</b>  |
| 70000102                 | 100/100-18          | 59M   | TT           | MEDIUM TO HARD      | 70001071           | 100/100-18          | 59R   | TT           | SUPER               | <b>TERRA FORCE-EX MH</b>  |
| 70000101                 | 100/100-18          | 59M   | TT           |                     | 70001071           | 100/100-18          | 59R   | TT           | SUPER               | <b>TERRA FORCE-EX MH</b>  |
| 70000106                 | 110/100-18          | 64M   | TT           | MEDIUM TO HARD      | 70000966           | 110/100-18          | 64M   | TT           | SUPER LIGHT         | <b>TERRA FORCE-EX MH</b>  |
| 70000105                 | 110/100-18          | 64M   | TT           |                     | 70000966           | 110/100-18          | 64M   | TT           | SUPER LIGHT         | <b>TERRA FORCE-EX MH</b>  |
| 70000211                 | 120/90-18           | 65M   | TT           | SUPER SOFT EXTREME  | 70000968           | 120/90-18           | 65M   | TT           | SUPER SOFT          | <b>TERRA FORCE-EX MH</b>  |
| 70000111                 | 120/90-18           | 65M   | TT           | MEDIUM TO HARD      | 70000970           | 120/90-18           | 65R   | TT           | SUPER               | <b>TERRA FORCE-EX MH</b>  |
| 70000112                 | 120/90-18           | 65M   | TT           | MEDIUM TO HARD      | 70000970           | 120/90-18           | 65R   | TT           | SUPER               | <b>TERRA FORCE-EX MH</b>  |
| 70000253                 | 120/90-18           | 65M   | TT           | SUPER SOFT          | 70000968           | 120/90-18           | 65M   | TT           | SUPER SOFT          | <b>TERRA FORCE-EX MH</b>  |
| 70000103                 | 100/90-19           | 57M   | TT           | MEDIUM HARD TERRAIN | 70000922           | 100/90-19           | 57M   | TT           | MEDIUM HARD TERRAIN | <b>TERRA FORCE-MX MH</b>  |
| 70000104                 | 100/90-19           | 57M   | TT           | MEDIUM HARD TERRAIN | 70000922           | 100/90-19           | 57M   | TT           | MEDIUM HARD TERRAIN | <b>TERRA FORCE-MX MH</b>  |
| 70000107                 | 110/90-19           | 62M   | TT           | MEDIUM HARD TERRAIN | 70000923           | 110/90-19           | 62M   | TT           | MEDIUM HARD TERRAIN | <b>TERRA FORCE-MX MH</b>  |
| 70000108                 | 110/90-19           | 62M   | TT           | MEDIUM HARD TERRAIN | 70000923           | 110/90-19           | 62M   | TT           | MEDIUM HARD TERRAIN | <b>TERRA FORCE-MX MH</b>  |
| 70000109                 | 120/80-19           | 63M   | TT           | MEDIUM HARD TERRAIN | 70000924           | 120/80-19           | 63M   | TT           | MEDIUM HARD TERRAIN | <b>TERRA FORCE-MX MH</b>  |
| 70000110                 | 120/80-19           | 63M   | TT           | MEDIUM HARD TERRAIN | 70000924           | 120/80-19           | 63M   | TT           | MEDIUM HARD TERRAIN | <b>TERRA FORCE-MX MH</b>  |
| 70000212                 | 70/100-19           | 42M   | TT           | SUPER               | 70000971           | 70/100-19           | 42M   | TT           | SUPER               | <b>TERRA FORCE-EX MH</b>  |
| 70000254                 | 70/100-19           | 42M   | TT           | SUPER               | 70000971           | 70/100-19           | 42M   | TT           | SUPER               | <b>TERRA FORCE-EX MH</b>  |
| 70000121                 | 70/100-19           | 42M   | TT           | MEDIUM HARD TERRAIN | 70000929           | 70/100-19           | 42M   | TT           | MEDIUM HARD TERRAIN | <b>TERRA FORCE-MX MH</b>  |
| 70000122                 | 70/100-19           | 42M   | TT           |                     | 70000929           | 70/100-19           | 42M   | TT           | MEDIUM HARD TERRAIN | <b>TERRA FORCE-MX MH</b>  |
| 70000125                 | 80/100-21           | 51M   | TT           | MEDIUM HARD TERRAIN | 70000931           | 80/100-21           | 51M   | TT           | MEDIUM HARD TERRAIN | <b>TERRA FORCE-MX MH</b>  |



| BEËINDIGDE BANDEN          |                     |       |              |                        | VERVANGENDE BANDEN |                     |       |              |                     |                              |
|----------------------------|---------------------|-------|--------------|------------------------|--------------------|---------------------|-------|--------------|---------------------|------------------------------|
| Code                       | Banden-<br>maat     | LI/SS | Type (TL/TT) | Versie                 | Code               | Banden-<br>maat     | LI/SS | Type (TL/TT) | Versie              | Loopvlak-<br>patroon         |
| <b>TERRA FORCE-MX MH</b>   |                     |       |              |                        |                    |                     |       |              |                     |                              |
| 70000126                   | 80/100-21           | 51M   | TT           | MEDIUM HARD TERRAIN    | 70000931           | 80/100-21           | 51M   | TT           | MEDIUM HARD TERRAIN | <b>TERRA FORCE-MX MH</b>     |
| 70000133                   | 90/90-21            | 54M   | TT           | MEDIUM HARD TERRAIN    | 70000935           | 90/90-21 (3.00-21)  | 54M   | TT           | MEDIUM HARD TERRAIN | <b>TERRA FORCE-MX MH</b>     |
| 70000215                   | 90/100-21           | 57M   | TT           | SUPER LIGHT            | 70000974           | 90/100-21           | 57M   | TT           | SUPER LIGHT         | <b>TERRA FORCE-EX MH</b>     |
| 70000214                   | 90/100-21           | 57M   | TT           | SUPER                  | 70000975           | 90/100-21           | 57M   | TT           | SUPER               | <b>TERRA FORCE-EX MH</b>     |
| 70000256                   | 90/100-21           | 57M   | TT           | SUPER LIGHT            | 70000974           | 90/100-21           | 57M   | TT           | SUPER LIGHT         | <b>TERRA FORCE-EX MH</b>     |
| 70000257                   | 90/100-21           | 57M   | TT           | SUPER                  | 70000975           | 90/100-21           | 57M   | TT           | SUPER               | <b>TERRA FORCE-EX MH</b>     |
| 70000132                   | 90/100-21           | 57M   | TT           |                        | 70000934           | 90/100-21           | 57M   | TT           | MEDIUM HARD TERRAIN | <b>TERRA FORCE-MX MH</b>     |
| 70000131                   | 90/100-21           | 57M   | TT           | MEDIUM HARD TERRAIN    | 70000934           | 90/100-21           | 57M   | TT           | MEDIUM HARD TERRAIN | <b>TERRA FORCE-MX MH</b>     |
| 70000134                   | 90/90-21 (3.00-21)  | 54M   | TT           | MEDIUM HARD TERRAIN    | 70000935           | 90/90-21 (3.00-21)  | 54M   | TT           | MEDIUM HARD TERRAIN | <b>TERRA FORCE-MX MH</b>     |
| <b>TERRA FORCE-MX SAND</b> |                     |       |              |                        |                    |                     |       |              |                     |                              |
| 70000142                   | 80/100-12           | 50M   | TT           |                        |                    |                     |       |              |                     | -                            |
| 70000141                   | 80/100-12 (2.50-12) | 50M   | TT           | SAND                   |                    |                     |       |              |                     | -                            |
| 70000145                   | 90/100-16           | 51M   | TT           | SAND                   |                    |                     |       |              |                     | -                            |
| 70000146                   | 90/100-16           | 51M   | TT           | SAND                   |                    |                     |       |              |                     | -                            |
| 70000135                   | 100/90-19           | 57M   | TT           | SAND                   | 70001066           | 100/90-19           | 57M   | TT           |                     | <b>TERRA FORCE-MX SAND 2</b> |
| 70000136                   | 100/90-19           | 57M   | TT           | SAND                   | 70000136           | 100/90-19           | 57M   | TT           |                     | <b>TERRA FORCE-MX SAND 2</b> |
| 70000137                   | 110/90-19           | 62M   | TT           | SAND                   | 70000936           | 110/90-19           | 62M   | TT           | SAND                | <b>TERRA FORCE-MX SAND 2</b> |
| 70000138                   | 110/90-19           | 62M   | TT           | SAND                   | 70000936           | 110/90-19           | 62M   | TT           | SAND                | <b>TERRA FORCE-MX SAND 2</b> |
| 70000139                   | 120/80-19           | 63M   | TT           | SAND                   |                    |                     |       | TT           |                     | -                            |
| 70000140                   | 120/80-19           | 63M   | TT           | SAND                   |                    |                     |       | TT           |                     | -                            |
| 70000143                   | 80/100-21           | 51M   | TT           | SAND                   | 70000950           | 80/100-21           | 51M   | TT           | SAND                | <b>TERRA FORCE-MX SAND</b>   |
| 70000144                   | 80/100-21           | 51M   | TT           | SAND                   | 70000950           | 80/100-21           | 51M   | TT           | SAND                | <b>TERRA FORCE-MX SAND</b>   |
| <b>TERRA FORCE-MX SM</b>   |                     |       |              |                        |                    |                     |       |              |                     |                              |
| 70000161                   | 70/100-10           | 41J   | TT           | SOFT MEDIUM TERRAIN    | 70000941           | 70/100-10           | 41M   | TT           | SOFT MEDIUM TERRAIN | <b>TERRA FORCE-MX SM</b>     |
| 70000162                   | 70/100-10 (2.50-10) | 41J   | TT           |                        | 70000941           | 70/100-10           | 41M   | TT           | SOFT MEDIUM TERRAIN | <b>TERRA FORCE-MX SM</b>     |
| 70000159                   | 60/100-12           | 36J   | TT           | SOFT MEDIUM TERRAIN    | 70000940           | 60/100-12           | 36J   | TT           | SOFT MEDIUM TERRAIN | <b>TERRA FORCE-MX SM</b>     |
| 70000160                   | 60/100-12           | 36J   | TT           | SOFT MEDIUM TERRAIN    | 70000940           | 60/100-12           | 36M   | TT           | SOFT MEDIUM TERRAIN | <b>TERRA FORCE-MX SM</b>     |
| 70000169                   | 80/100-12           | 50M   | TT           | SOFT MEDIUM TERRAIN    | 70000945           | 80/100-12           | 50M   | TT           | SOFT MEDIUM TERRAIN | <b>TERRA FORCE-MX SM</b>     |
| 70000170                   | 80/100-12           | 50M   | TT           | SOFT TO MEDIUM         | 70000945           | 80/100-12 (2.50-12) | 50M   | TT           | SOFT MEDIUM TERRAIN | <b>TERRA FORCE-MX SM</b>     |
| 70000297                   | 80/100-12           | 50M   | TT           | WIN FRIC               |                    |                     |       |              |                     | -                            |
| 70000164                   | 70/100-14           | 40M   | TT           |                        | 70000942           | 70/100-14           | 40M   | TT           | SOFT MEDIUM TERRAIN | <b>TERRA FORCE-MX SM</b>     |
| 70000163                   | 70/100-14           | 40M   | TT           | SOFT MEDIUM TERRAIN    | 70000942           | 70/100-14           | 40M   | TT           | SOFT MEDIUM TERRAIN | <b>TERRA FORCE-MX SM</b>     |
| 70000174                   | 90/100-14           | 49M   | TT           |                        | 70000947           | 90/100-14           | 49M   | TT           | SOFT MEDIUM TERRAIN | <b>TERRA FORCE-MX SM</b>     |
| 70000173                   | 90/100-14           | 49M   | TT           | SOFT MEDIUM TERRAIN    | 70000947           | 90/100-14           | 49M   | TT           | SOFT MEDIUM TERRAIN | <b>TERRA FORCE-MX SM</b>     |
| 70000298                   | 90/100-14           | 49M   | TT           | WIN FRIC               |                    |                     |       |              |                     | -                            |
| 70000325                   | 90/100-14           | 49M   | TT           | SPIKE                  |                    |                     |       |              |                     | -                            |
| 70000175                   | 90/100-16           | 51M   | TT           | SOFT MEDIUM TERRAIN    | 70000948           | 90/100-16           | 51M   | TT           | SOFT MEDIUM TERRAIN | <b>TERRA FORCE-MX SM</b>     |
| 70000299                   | 90/100-16           | 51M   | TT           | WIN FRIC               | 70001074           | 90/100-16           | 51M   | TT           | ICE                 | <b>TERRA FORCE-EX HT</b>     |
| 70000176                   | 90/100-16           | 51M   | TT           | SOFT TO MEDIUM TERRAIN | 70000948           | 90/100-16           | 51M   | TT           | SOFT MEDIUM TERRAIN | <b>TERRA FORCE-MX SM</b>     |
| 70000326                   | 90/100-16           | 51M   | TT           | SPIKE                  | 70001074           | 90/100-16           | 51M   | TT           | ICE                 | <b>TERRA FORCE-EX HT</b>     |
| 70000295                   | 70/100-17           | 40M   | TT           | WIN FRIC               |                    |                     |       |              |                     | -                            |



TERRA FORCE-MX SM

XT-434

| BEËINDIGDE BANDEN        |                    |       |              |                        | VERVANGENDE BANDEN |                 |       |              |                     |                          |
|--------------------------|--------------------|-------|--------------|------------------------|--------------------|-----------------|-------|--------------|---------------------|--------------------------|
| Code                     | Banden-<br>maat    | LI/SS | Type (TL/TT) | Versie                 | Code               | Banden-<br>maat | LI/SS | Type (TL/TT) | Versie              | Loopvlak-<br>patroon     |
| <b>TERRA FORCE-MX SM</b> |                    |       |              |                        |                    |                 |       |              |                     |                          |
| 70000165                 | 70/100-17          | 40M   | TT           | SOFT MEDIUM TERRAIN    | 70000943           | 70/100-17       | 40M   | TT           | SOFT MEDIUM TERRAIN | <b>TERRA FORCE-MX SM</b> |
| 70000166                 | 70/100-17          | 40M   | TT           |                        | 70000943           | 70/100-17       | 40M   | TT           | SOFT MEDIUM TERRAIN | <b>TERRA FORCE-MX SM</b> |
| 70000322                 | 70/100-17          | 40M   | TT           | SPIKE                  |                    |                 |       |              |                     | -                        |
| 70000147                 | 100/100-18         | 59M   | TT           | SOFT TO MEDIUM         | 70001071           | 100/100-18      | 59R   | TT           | SUPER               | <b>TERRA FORCE-EX MH</b> |
| 70000148                 | 100/100-18         | 59M   | TT           | SOFT TO MEDIUM         | 70001071           | 100/100-18      | 59R   | TT           | SUPER               | <b>TERRA FORCE-EX MH</b> |
| 70000217                 | 110/100-18         | 64M   | TT           | SUPER LIGHT            | 70000977           | 110/100-18      | 64R   | TT           | SUPER LIGHT         | <b>TERRA FORCE-EX SM</b> |
| 70000151                 | 110/100-18         | 64M   | TT           | SOFT TO MEDIUM         | 70000977           | 110/100-18      | 64R   | TT           | SUPER LIGHT         | <b>TERRA FORCE-EX SM</b> |
| 70000152                 | 110/100-18         | 64M   | TT           |                        | 70000977           | 110/100-18      | 64R   | TT           | SUPER LIGHT         | <b>TERRA FORCE-EX SM</b> |
| 70000259                 | 110/100-18         | 64M   | TT           |                        | 70000977           | 110/100-18      | 64R   | TT           | SUPER LIGHT         | <b>TERRA FORCE-EX SM</b> |
| 70000220                 | 120/90-18          | 65M   | TT           | SUPER LIGHT            | 70000978           | 120/90-18       | 65R   | TT           | SUPER LIGHT         | <b>TERRA FORCE-EX SM</b> |
| 70000158                 | 120/90-18          | 65M   | TT           | SOFT TO MEDIUM         | 70000979           | 120/90-18       | 65R   | TT           | SUPER               | <b>TERRA FORCE-EX SM</b> |
| 70000262                 | 120/90-18          | 57M   | TT           | SUPER LIGHT            | 70000978           | 120/90-18       | 65R   | TT           | SUPER LIGHT         | <b>TERRA FORCE-EX SM</b> |
| 70000261                 | 120/90-18          | 57M   | TT           | SUPER                  | 70000979           | 120/90-18       | 65R   | TT           | SUPER               | <b>TERRA FORCE-EX SM</b> |
| 70000157                 | 120/90-18          | 65M   | TT           | SOFT TO MEDIUM         | 70000979           | 120/90-18       | 65R   | TT           | SUPER               | <b>TERRA FORCE-EX SM</b> |
| 70000219                 | 120/90-18          | 65M   | TT           | SUPER                  | 70000979           | 120/90-18       | 65R   | TT           | SUPER               | <b>TERRA FORCE-EX SM</b> |
| 70000150                 | 100/90-19          | 57M   | TT           | SOFT TO MEDIUM TERRAIN | 70000937           | 100/90-19       | 57M   | TT           | SOFT MEDIUM TERRAIN | <b>TERRA FORCE-MX SM</b> |
| 70000258                 | 100/90-19          | 57M   | TT           | SUPER LIGHT            | 70000937           | 100/90-19       | 57M   | TT           | SOFT MEDIUM TERRAIN | <b>TERRA FORCE-MX SM</b> |
| 70000216                 | 100/90-19          | 57M   | TT           | SUPER LIGHT            | 70000937           | 100/90-19       | 57M   | TT           | SOFT MEDIUM TERRAIN | <b>TERRA FORCE-MX SM</b> |
| 70000154                 | 110/90-19          | 62M   | TT           | SOFT TO MEDIUM TERRAIN | 70000938           | 110/90-19       | 62M   | TT           | SOFT MEDIUM TERRAIN | <b>TERRA FORCE-MX SM</b> |
| 70000260                 | 110/90-19          | 62M   | TT           | SUPER LIGHT            | 70000938           | 110/90-19       | 62M   | TT           | SOFT MEDIUM TERRAIN | <b>TERRA FORCE-MX SM</b> |
| 70000218                 | 110/90-19          | 62M   | TT           | SUPER LIGHT            | 70000938           | 110/90-19       | 62M   | TT           | SOFT MEDIUM TERRAIN | <b>TERRA FORCE-MX SM</b> |
| 70000156                 | 120/80-19          | 63M   | TT           | SOFT TO MEDIUM TERRAIN | 70000939           | 120/80-19       | 63M   | TT           | SOFT MEDIUM TERRAIN | <b>TERRA FORCE-MX SM</b> |
| 70000296                 | 70/100-19          | 42M   | TT           | WIN FRIC               | 70001075           | 70/100-19       | 42M   | TT           | ICE                 | <b>TERRA FORCE-EX HT</b> |
| 70000167                 | 70/100-19          | 42M   | TT           | SOFT MEDIUM TERRAIN    | 70000944           | 70/100-19       | 42M   | TT           | SOFT MEDIUM TERRAIN | <b>TERRA FORCE-MX SM</b> |
| 70000168                 | 70/100-19          | 42M   | TT           | SOFT TO MEDIUM TERRAIN | 70000944           | 70/100-19       | 42M   | TT           | SOFT MEDIUM TERRAIN | <b>TERRA FORCE-MX SM</b> |
| 70000323                 | 70/100-19          | 42M   | TT           | SPIKE                  | 70001075           | 70/100-19       | 42M   | TT           | ICE                 | <b>TERRA FORCE-EX XT</b> |
| 70000149                 | 100/90-19          | 57M   | TT           | SOFT MEDIUM TERRAIN    | 70000937           | 100/90-19       | 57M   | TT           | SOFT MEDIUM TERRAIN | <b>TERRA FORCE-MX SM</b> |
| 70000153                 | 110/90-19          | 62M   | TT           | SOFT MEDIUM TERRAIN    | 70000938           | 110/90-19       | 62M   | TT           | SOFT MEDIUM TERRAIN | <b>TERRA FORCE-MX SM</b> |
| 70000155                 | 120/80-19          | 63M   | TT           | SOFT MEDIUM TERRAIN    | 70000939           | 120/80-19       | 63M   | TT           | SOFT MEDIUM TERRAIN | <b>TERRA FORCE-MX SM</b> |
| 70000171                 | 80/100-21          | 51M   | TT           | SOFT MEDIUM TERRAIN    | 70000946           | 80/100-21       | 51M   | TT           | SOFT MEDIUM TERRAIN | <b>TERRA FORCE-MX SM</b> |
| 70000172                 | 80/100-21          | 51M   | TT           | SUPER LIGHT            | 70000921           | 80/100-21       | 51M   | TT           | SUPER LIGHT         | <b>TERRA FORCE-EX SM</b> |
| 70000263                 | 90/90-21           | 54M   | TT           | SUPER LIGHT            | 70000963           | 90/90-21        | 54R   | TT           | SUPER LIGHT         | <b>TERRA FORCE-EF SM</b> |
| 70000264                 | 90/90-21           | 54M   | TT           | SUPER                  | 70000964           | 90/90-21        | 54R   | TT           | SUPER               | <b>TERRA FORCE-EF SM</b> |
| 70000221                 | 90/90-21 (3.00-21) | 54M   | TT           | SUPER LIGHT            | 70000963           | 90/90-21        | 54R   | TT           | SUPER LIGHT         | <b>TERRA FORCE-EF SM</b> |
| 70000222                 | 90/90-21 (3.00-21) | 54M   | TT           | SUPER                  | 70000964           | 90/90-21        | 54R   | TT           | SUPER               | <b>TERRA FORCE-EF SM</b> |
| 70000177                 | 90/90-21           | 54M   | TT           | SOFT MEDIUM TERRAIN    | 70000949           | 90/90-21        | 54M   | TT           | SOFT MEDIUM TERRAIN | <b>TERRA FORCE-MX SM</b> |
| 70000178                 | 90/90-21 (3.00-21) | 54M   | TT           | SOFT TO MEDIUM TERRAIN | 70000949           | 90/90-21        | 54M   | TT           | SOFT MEDIUM TERRAIN | <b>TERRA FORCE-MX SM</b> |
| <b>XT-434</b>            |                    |       |              |                        |                    |                 |       |              |                     |                          |
| 70000300                 | 80/100-21          | 51M   | TT           | WIN FRIC               | 70000991           | 90/90-21        | 51M   | TT           | ICE                 | <b>TERRA FORCE-EX HT</b> |
| 228257                   | 80/100-21          | 51M   | TT           | SPIKE                  | 70000991           | 90/90-21        | 51M   | TT           | ICE                 | <b>TERRA FORCE-EX HT</b> |
| 70000300                 | 80/100-21          | 51M   | TT           | SPIKE                  | 70000991           | 90/90-21        | 51M   | TT           | ICE                 | <b>TERRA FORCE-EX HT</b> |



XT-444

XT-454

XT-754

XT-914

XT-946

XT-994

| BEËINDIGDE BANDEN |                    |       |              |                    | VERVANGENDE BANDEN |                    |       |              |                     |                          |
|-------------------|--------------------|-------|--------------|--------------------|--------------------|--------------------|-------|--------------|---------------------|--------------------------|
| Code              | Banden-<br>maat    | LI/SS | Type (TL/TT) | Versie             | Code               | Banden-<br>maat    | LI/SS | Type (TL/TT) | Versie              | Loopvlak-<br>patroon     |
| <b>XT-444</b>     |                    |       |              |                    |                    |                    |       |              |                     |                          |
| 70000301          | 90/90-21 (3.00-21) | 51M   | TT           | WIN FRIC           | 70000991           | 90/90-21 (3.00-21) | 51M   | TT           | ICE                 | <b>TERRA FORCE-EX HT</b> |
| 228256            | 3.00-21            | 51M   | TT           | WIN FRIC SPIKE     | 70000991           | 90/90-21 (3.00-21) | 51M   | TT           | ICE                 | <b>TERRA FORCE-EX HT</b> |
| 70000328          | 3.00-21            | 51M   | TT           | SPIKE              | 70000991           | 90/90-21 (3.00-21) | 51M   | TT           | ICE                 | <b>TERRA FORCE-EX HT</b> |
| <b>XT-454</b>     |                    |       |              |                    |                    |                    |       |              |                     |                          |
| 70000223          | 110/100-18         | 54M   | TT           | SUPER SOFT EXTREME | 70000967           | 110/100-18         | 64M   | TT           | SUPER SOFT          | <b>TERRA FORCE-EX MH</b> |
| 70000302          | 110/100-18         | 64M   | TT           | WIN FRIC           | 70000989           | 110/100-18         | 64M   | TT           | ICE                 | <b>TERRA FORCE-EX HT</b> |
| 228062            | 110/100-18         | 64M   | TT           |                    | 70000966           | 110/100-18         | 64M   | TT           | SUPER LIGHT         | <b>TERRA FORCE-EX MH</b> |
| 228254            | 110/100-18         | 64M   | TT           | WIN FRIC SPIKE     | 70000989           | 110/100-18         | 64M   | TT           | ICE                 | <b>TERRA FORCE-EX HT</b> |
| 70000329          | 110/100-18         | 64M   | TT           | SPIKE              | 70000989           | 110/100-18         | 64M   | TT           | ICE                 | <b>TERRA FORCE-EX HT</b> |
| 70000303          | 110/90-19          | 62M   | TT           | WIN FRIC           | 70000990           | 110/90-19          | 62M   | TT           | ICE                 | <b>TERRA FORCE-EX HT</b> |
| 228255            | 110/90-19          | 62M   | TT           |                    | 70000990           | 110/90-19          | 62M   | TT           | ICE                 | <b>TERRA FORCE-EX HT</b> |
| 70000330          | 110/90-19          | 62M   | TT           | SPIKE              | 70000990           | 110/90-19          | 62M   | TT           | ICE                 | <b>TERRA FORCE-EX HT</b> |
| <b>XT-754</b>     |                    |       |              |                    |                    |                    |       |              |                     |                          |
| 228058            | 90/100-16          | 52M   | TT           |                    | 70000933           | 90/100-16          | 51M   | TT           | MEDIUM HARD TERRAIN | <b>TERRA FORCE-MX MH</b> |
| 228067            | 90/100-16          | 52M   | TT           | WIN FRIC           | 70001074           | 90/100-16          | 51M   | TT           | ICE                 | <b>TERRA FORCE-EX HT</b> |
| 70000284          | 110/100-18         | 64P   | TT           |                    | 70000966           | 110/100-18         | 64M   | TT           | SUPER LIGHT         | <b>TERRA FORCE-EX MH</b> |
| 70000224          | 120/90-18          | 65M   | TT           | SUPER LIGHT        | 70000981           | 120/90-18          | 65M   | TT           | SUPER LIGHT         | <b>TERRA FORCE-EX XT</b> |
| 70000286          | 120/90-18          | 65P   | TT           |                    | 70000987           | 120/90-18          | 65R   | TT           | SUPER               | <b>TERRA FORCE-EX XT</b> |
| 70000265          | 120/90-18          | 65M   | TT           | SUPER LIGHT        | 70000981           | 120/90-18          | 65M   | TT           | SUPER LIGHT         | <b>TERRA FORCE-EX XT</b> |
| 228041            | 100/100-19         | 62M   | TT           |                    |                    |                    |       |              |                     | -                        |
| 70000285          | 110/90-19          | 62M   | TT           |                    | 70000986           | 110/90-19          | 62R   | TT           | SUPER               | <b>TERRA FORCE-EX XT</b> |
| <b>XT-914</b>     |                    |       |              |                    |                    |                    |       |              |                     |                          |
| 228079            | 80/100-21          | 51R   | TT           |                    | 70000931           | 80/100-21          | 51M   | TT           | MEDIUM HARD TERRAIN | <b>TERRA FORCE-MX MH</b> |
| <b>XT-946</b>     |                    |       |              |                    |                    |                    |       |              |                     |                          |
| 228024            | 110/100-18         | 64M   | TT           |                    | 70000966           | 110/100-18         | 64M   | TT           | SUPER LIGHT         | <b>TERRA FORCE-EX MH</b> |
| 70001152          | 120/100-18         | 68M   | TT           | SUPER LIGHT        | 70000992           | 120/100-18         | 68M   | TT           | SUPER LIGHT         | <b>TERRA FORCE-EX MH</b> |
| 70000304          | 120/100-18         | 68M   | TT           | ICE SOFT           |                    |                    |       |              |                     | -                        |
| 228025            | 120/100-18         | 68M   | TT           |                    | 70000992           | 120/100-18         | 68M   | TT           | SUPER LIGHT         | <b>TERRA FORCE-EX MH</b> |
| 70000305          | 120/90-19          | 64M   | TT           | SUPER LIGHT        | 70000984           | 120/90-19          | 66N   | TT           |                     | <b>STONE KING</b>        |
| <b>XT-994</b>     |                    |       |              |                    |                    |                    |       |              |                     |                          |
| 70000306          | 80/100-21          | 51M   | TT           | WIN FRIC           | 70000991           | 90/90-21           | 51M   | TT           | ICE                 | <b>TERRA FORCE-EX HT</b> |
| 70000331          | 80/100-21          | 51M   | TT           | SPIKE              | 70000991           | 90/90-21           | 51M   | TT           | ICE                 | <b>TERRA FORCE-EX HT</b> |
| 228264            | 80/100-21          | 51R   | TT           | WIN FRIC SPIKE     | 70000991           | 90/90-21           | 51M   | TT           | ICE                 | <b>TERRA FORCE-EX HT</b> |





**Mitas Motorcycle Tires**

Škofjeloška cesta 6,  
4000 Kranj, Slovenia  
Phone: +386 4 206 58 83

[info-moto@mitas-tires.com](mailto:info-moto@mitas-tires.com)



Drukfouten en vergissingen voorbehouden. 2024 | 3

**KEEP ON RIDING**

[mitas-moto.com](http://mitas-moto.com)    [@mitasmoto](https://www.instagram.com/mitasmoto)

**Mitas**